

---

# **BANK ALJAZIRA**

(A Saudi Joint Stock Company)

**UNAUDITED INTERIM CONDENSED  
CONSOLIDATED FINANCIAL STATEMENTS  
FOR THE THREE-MONTH AND SIX-MONTH  
PERIODS ENDED 30 JUNE 2023**

---



**PricewaterhouseCoopers**  
5<sup>th</sup> floor, Jameel Square,  
P.O. Box 16415  
Jeddah 21464  
Kingdom of Saudi Arabia  
License No. 25



**Ernst & Young Professional Services  
(Professional LLC)**  
Paid-Up Capital (SR 5,500,000 - Five Million Five  
Hundred Thousand Saudi Riyal)  
King's Road Tower, 13th Floor  
King Abdul Aziz Road (Malek Road)  
P.O. Box 1994 - Jeddah 21441  
Kingdom of Saudi Arabia  
Head Office - Riyadh  
C.R. No. 4030276644  
Tel: +966 12 221 8400  
Fax: +966 12 664 4408  
ey.ksa@sa.ey.com  
ey.com

**Independent Auditors' Review Report on the Interim Condensed Consolidated Financial Statements  
To the Shareholders of Bank AlJazira  
(A Saudi Joint Stock Company)**

**Introduction**

We have reviewed the accompanying interim condensed consolidated statement of financial position of Bank AlJazira ("the Bank") and its subsidiaries (collectively referred to as "the Group") as at 30 June 2023, and the related interim condensed consolidated statements of income, and comprehensive income for the three-month and six-month periods ended 30 June 2023, and the related interim condensed consolidated statements of changes in equity and cash flows for the six-month period then ended, and other explanatory notes (collectively referred to as the "interim condensed consolidated financial statements"). The Board of Directors is responsible for the preparation and presentation of these interim condensed consolidated financial statements in accordance with International Accounting Standard 34, "Interim Financial Reporting" ("IAS 34") that is endorsed in the Kingdom of Saudi Arabia. Our responsibility is to express a conclusion on these interim condensed consolidated financial statements based on our review.

**Scope of review**

We conducted our review in accordance with the International Standard on Review Engagements 2410, "Review of Interim Financial Information Performed by the Independent Auditor of the Entity" that is endorsed in the Kingdom of Saudi Arabia. A review of interim financial information consists of making inquiries, primarily of persons responsible for financial and accounting matters, and applying analytical and other review procedures. A review is substantially less in scope than an audit conducted in accordance with International Standards on Auditing that are endorsed in the Kingdom of Saudi Arabia and consequently does not enable us to obtain assurance that we would become aware of all significant matters that might be identified in an audit. Accordingly, we do not express an audit opinion.

**Conclusion**

Based on our review, nothing has come to our attention that causes us to believe that the accompanying interim condensed consolidated financial statements are not prepared, in all material respects, in accordance with IAS 34 that is endorsed in the Kingdom of Saudi Arabia.

**Other regulatory matter**

As required by the Saudi Central Bank ("SAMA"), certain capital adequacy information has been disclosed in note 18 to the accompanying interim condensed consolidated financial statements. As part of our review, we compared the information in note 18 to the relevant analysis prepared by the Bank for submission to SAMA and found no material inconsistencies.

**PricewaterhouseCoopers  
Certified Public Accountants**

Waleed A. Alhidiri  
Certified Public Accountant  
License Number 559



16 Muharam 1445  
3 August 2023

**Ernst & Young Professional Services**

Rashid S. Roshod  
Certified Public Accountant  
License Number 366



# Bank AlJazira


(A Saudi Joint Stock Company)

## INTERIM CONDENSED CONSOLIDATED STATEMENT OF FINANCIAL POSITION

		30 June 2023 (Unaudited) SR'000	31 December 2022 (Audited) SR'000	30 June 2022 (Unaudited) SR'000
	Notes			
<b>ASSETS</b>				
Cash and balances with Saudi Central Bank (SAMA)	15	6,560,359	6,243,221	12,176,416
Due from banks and other financial institutions, net		3,543,943	1,688,803	2,455,830
Investments, net	5	36,339,567	34,634,053	32,040,728
Positive fair value of Shari'ah compliant derivatives	9	385,886	312,642	103,431
Financing, net	6	74,941,711	70,599,009	65,574,744
Other assets		871,813	581,039	550,914
Investment in an associate	7	234,089	217,871	213,890
Other real estate, net		498,249	505,785	505,404
Property, equipment and right of use assets, net		1,068,121	1,066,374	1,028,192
<b>Total assets</b>		<b>124,443,738</b>	<b>115,848,797</b>	<b>114,649,549</b>
<b>LIABILITIES AND EQUITY</b>				
<b>LIABILITIES</b>				
Due to banks and other financial institutions		12,096,869	12,116,687	9,914,552
Customers' deposits	8	92,081,539	86,022,839	86,583,652
Negative fair value of Shari'ah compliant derivatives	9	218,987	199,006	107,451
Subordinated Sukuk	10	2,003,527	2,002,819	1,997,668
Other liabilities		1,774,979	1,898,405	2,193,927
<b>Total liabilities</b>		<b>108,175,901</b>	<b>102,239,756</b>	<b>100,797,250</b>
<b>EQUITY</b>				
Share capital	11	8,200,000	8,200,000	8,200,000
Statutory reserve		3,194,545	3,194,545	2,917,273
Other reserves	12	(519,010)	(755,297)	(402,093)
Retained earnings		1,517,302	1,094,793	1,262,119
<b>Equity attributable to shareholders of the Bank</b>		<b>12,392,837</b>	<b>11,734,041</b>	<b>11,977,299</b>
Tier 1 Sukuk	13	3,875,000	1,875,000	1,875,000
<b>Total equity</b>		<b>16,267,837</b>	<b>13,609,041</b>	<b>13,852,299</b>
<b>Total liabilities and equity</b>		<b>124,443,738</b>	<b>115,848,797</b>	<b>114,649,549</b>



Tarek Al-Kasabi  
Chairman



Naif Al Abdulkareem  
CEO and Managing Director

Group Head  
Corporate & Institutional Banking Group



Hani Noori  
Chief Financial Officer

The accompanying notes 1 to 21 form an integral part of these interim condensed consolidated financial statements.

# Bank AlJazira

(A Saudi Joint Stock Company)

## INTERIM CONDENSED CONSOLIDATED STATEMENT OF INCOME (UNAUDITED) FOR THE THREE-MONTH AND SIX-MONTH PERIODS ENDED 30 JUNE 2023

	For the three-month period ended		For the six-month period ended	
	30 June 2023	30 June 2022	30 June 2023	30 June 2022
	SR'000	SR'000	SR'000	SR'000
		Restated		Restated
Income from investments and financing	1,500,491	876,156	2,833,331	1,745,094
Return on deposits and financial liabilities	(934,871)	(244,779)	(1,709,179)	(385,118)
<b>Net financing and investment income</b>	<b>565,620</b>	<b>631,377</b>	<b>1,124,152</b>	<b>1,359,976</b>
Fees from banking services - income	237,333	232,493	466,643	475,135
Fees from banking services - expense	(106,998)	(113,408)	(206,913)	(222,595)
Fees from banking services, net	130,335	119,085	259,730	252,540
Exchange income, net	54,167	47,065	104,520	89,435
Net gain/(loss) on fair value through statement of income (FVIS) financial instruments	6,490	6,565	(7,999)	2,766
Dividend income	40,415	840	78,590	1,834
Net (loss)/gain on de-recognition of financial assets at fair value through other comprehensive income (FVOCI) – debt	(365)	(1,036)	4,325	3,818
Net gain on de-recognition of financial assets at amortised cost	8,160	30	8,160	24,841
Other operating income	2,908	2,997	20,120	57,883
<b>Total operating income</b>	<b>807,730</b>	<b>806,923</b>	<b>1,591,598</b>	<b>1,793,093</b>
Salaries and employee-related expenses	254,255	246,849	512,156	500,154
Rent and premises-related expenses	13,406	15,041	27,332	29,149
Depreciation and amortisation	46,707	47,602	92,647	97,249
Other general and administrative expenses	145,611	148,472	298,949	301,475
Other operating expenses	3,272	16,064	7,138	20,903
<b>Total operating expenses before impairment charge</b>	<b>463,251</b>	<b>474,028</b>	<b>938,222</b>	<b>948,930</b>
Impairment charge for financing and other financial assets, net	6 (b) 52,177	39,582	112,176	133,596
<b>Total operating expenses</b>	<b>515,428</b>	<b>513,610</b>	<b>1,050,398</b>	<b>1,082,526</b>
<b>Net operating income</b>	<b>292,302</b>	<b>293,313</b>	<b>541,200</b>	<b>710,567</b>
Share in net income of an associate	5,549	2,459	6,624	2,677
<b>Net income for the period before zakat and income tax</b>	<b>297,851</b>	<b>295,772</b>	<b>547,824</b>	<b>713,244</b>
<b>Zakat and income tax</b>				
Zakat	(35,506)	(36,209)	(80,047)	(75,725)
Income tax	(1,740)	(1,742)	(3,137)	(4,848)
<b>Net income for the period</b>	<b>260,605</b>	<b>257,821</b>	<b>464,640</b>	<b>632,671</b>
Basic and diluted earnings per share for the period (expressed in SR per share)	11 0.27	0.29	0.52	0.72

Tarek Al Kacabi  
Chairman

Naif Al Abdulkareem  
CEO and Managing Director

Hani Noori  
Chief Financial Officer

The accompanying notes 1 to 21 form an integral part of these interim condensed consolidated financial statements.

# Bank AlJazira

(A Saudi Joint Stock Company)

## INTERIM CONDENSED CONSOLIDATED STATEMENT OF COMPREHENSIVE INCOME (UNAUDITED) FOR THE THREE-MONTH AND SIX-MONTH PERIODS ENDED 30 JUNE 2023

	Notes	For the three-month period ended		For the six-month period ended	
		30 June 2023	30 June 2022	30 June 2023	30 June 2022
		SR'000	SR'000	SR'000	SR'000
Net income for the period		260,605	257,821	464,640	632,671
<b>Other comprehensive income / (loss):</b>					
<i>Items that will be reclassified to interim condensed consolidated statement of income in subsequent periods:</i>					
Cash flow hedges:					
- Effective portion of change in the fair value	12	103,694	113,056	47,836	174,242
- Net amount transferred to interim condensed consolidated statement of income	12	(1,762)	(1,187)	(3,526)	(53,842)
Net changes in fair value of investments classified as at FVOCI- debt	12	(37,897)	(281,246)	179,453	(382,198)
<i>Items that will not be reclassified to interim condensed consolidated statement of income in subsequent periods</i>					
Net changes in fair value of investments classified as at FVOCI- equity	12	7,992	(12,745)	2,691	(25,743)
Share in other comprehensive income of an associate	12	9,833	-	9,833	-
<b>Total other comprehensive income / (loss) for the period</b>		<b>81,860</b>	<b>(182,122)</b>	<b>236,287</b>	<b>(287,541)</b>
<b>Total comprehensive income for the period</b>		<b>342,465</b>	<b>75,699</b>	<b>700,927</b>	<b>345,130</b>

Tarek Al-Kasabi  
Chairman

Naif Al Abdulkareem  
CEO and Managing Director

Hani Noori  
Chief Financial Officer

Sami Al Mehaid  
Group Head  
Corporate & Institutional Banking Group

The accompanying notes 1 to 21 form an integral part of these interim condensed consolidated financial statements.

AAA  
NY

# Bank AlJazira

(A Saudi Joint Stock Company)

## INTERIM CONDENSED CONSOLIDATED STATEMENT OF CHANGES IN EQUITY (UNAUDITED) FOR THE SIX-MONTH PERIOD ENDED 30 JUNE 2023

	Notes	Share capital SR'000	Statutory reserve SR'000	Other reserves SR'000	Retained earnings SR'000	Total shareholders' equity SR'000	Tier 1 Sukuk SR'000	Total Equity SR'000
<b>Balance at 1 January 2023 (audited)</b>		<u>8,200,000</u>	<u>3,194,545</u>	<u>(755,297)</u>	<u>1,094,793</u>	<u>11,734,041</u>	<u>1,875,000</u>	<u>13,609,041</u>
Net income for the period		-	-	-	464,640	464,640	-	464,640
Other comprehensive income	12	-	-	236,287	-	236,287	-	236,287
Total comprehensive income for the period		-	-	236,287	464,640	700,927	-	700,927
Tier 1 Sukuk issued		-	-	-	-	-	2,000,000	2,000,000
Tier 1 Sukuk issuance costs		-	-	-	(3,248)	(3,248)	-	(3,248)
Tier 1 Sukuk related costs		-	-	-	(38,883)	(38,883)	-	(38,883)
<b>Balance at 30 June 2023 (unaudited)</b>		<u>8,200,000</u>	<u>3,194,545</u>	<u>(519,010)</u>	<u>1,517,302</u>	<u>12,392,837</u>	<u>3,875,000</u>	<u>16,267,837</u>
<b>Balance at 1 January 2022 (audited)</b>		8,200,000	2,917,273	(114,552)	1,017,350	12,020,071	1,875,000	13,895,071
Impact of adjustment	4(a)	-	-	-	(61,073)	(61,073)	-	(61,073)
Balance at January 1, 2022 (audited)-restated		8,200,000	2,917,273	(114,552)	956,277	11,958,998	1,875,000	13,833,998
Net income for the period		-	-	-	632,671	632,671	-	632,671
Other comprehensive loss	12	-	-	(287,541)	-	(287,541)	-	(287,541)
Total comprehensive income for the period		-	-	(287,541)	632,671	345,130	-	345,130
Tier 1 Sukuk issuance costs		-	-	-	(946)	(946)	-	(946)
Tier 1 Sukuk related costs		-	-	-	(38,883)	(38,883)	-	(38,883)
2021 final dividend		-	-	-	(287,000)	(287,000)	-	(287,000)
<b>Balance at 30 June 2022 (unaudited)-restated</b>		<u>8,200,000</u>	<u>2,917,273</u>	<u>(402,093)</u>	<u>1,262,119</u>	<u>11,977,299</u>	<u>1,875,000</u>	<u>13,852,299</u>

Tarek Al-Kasabi  
Chairman

Naif Al Abdulkareem  
CEO and Managing Director

Hani Noori  
Chief Financial Officer

Sami Al Mehaid  
Group Head  
Corporate & Institutional Banking Group

The accompanying notes 1 to 21 form an integral part of these interim condensed consolidated financial statements.

# Bank AlJazira

(A Saudi Joint Stock Company)

## INTERIM CONDENSED CONSOLIDATED STATEMENT OF CASH FLOWS (UNAUDITED) FOR THE SIX-MONTH PERIOD ENDED 30 JUNE 2023

	Notes	For the six month period ended	
		30 June 2023 SR'000	30 June 2022 SR'000
Net income for the period before zakat and income tax		547,824	713,244
<b>OPERATING ACTIVITIES</b>			
<b>Adjustments to reconcile net income to net cash from operating activities:</b>			
Net loss / (gain) on FVIS financial instruments		7,999	(8,807)
Gain on investments held at amortised cost and FVOCI, net		(12,485)	(28,659)
Dividend income		(50,827)	-
Return on subordinated sukuk		74,495	28,524
Depreciation and amortization		92,647	97,249
Impairment charge for financing and other financial assets, net	6 (b)	112,176	133,596
Provision for end of service benefit obligations		20,999	30,181
Share in net income of an associate		(6,624)	(2,677)
Net loss / (gain) on disposal / write off of property and equipment		24	(51,304)
		<u>786,228</u>	<u>911,347</u>
<b>Net changes in operating assets:</b>			
Statutory deposit with SAMA		(51,967)	(231,727)
Due from banks and other financial institutions maturing after ninety days from the date of acquisition		(923,858)	(11,267)
Investments held at FVIS		(23,168)	(656,852)
Positive fair value of Shari'ah compliant derivatives		(73,244)	(91,373)
Financing		(4,452,637)	(3,333,622)
Other real estate		7,536	2,339
Other assets		(290,774)	470,429
<b>Net changes in operating liabilities:</b>			
Due to banks and other financial institutions		(19,818)	3,504,472
Customers' deposits		6,058,700	8,218,503
Negative fair value of Shari'ah compliant derivatives		19,981	(119,858)
Other liabilities		18,258	468,981
		<u>1,055,237</u>	<u>9,131,372</u>
End of service benefits paid		(20,961)	(17,334)
Zakat and income tax paid		(171,373)	(160,571)
<b>Net cash from operating activities</b>		<u>862,903</u>	<u>8,953,467</u>
<b>INVESTING ACTIVITIES</b>			
Proceeds from sales and maturities of investments held at amortised cost and FVOCI		744,164	5,891,581
Purchase of investments held at amortised cost and FVOCI		(2,233,248)	(6,213,870)
Dividends received		50,827	-
Acquisition of property and equipment		(66,962)	(65,721)
Proceeds from sale of property and equipment		11	158,203
<b>Net cash used in investing activities</b>		<u>(1,505,208)</u>	<u>(229,807)</u>

(CONTINUED)

The accompanying notes 1 to 21 form an integral part of these interim condensed consolidated financial statements.


930  
NY


# Bank AlJazira


(A Saudi Joint Stock Company)

## INTERIM CONDENSED CONSOLIDATED STATEMENT OF CASH FLOWS (UNAUDITED) FOR THE SIX-MONTH PERIOD ENDED 30 JUNE 2023 (continued)

	Notes	For the six month period ended	
		30 June 2023	30 June 2022
		SR'000	SR'000
<b>FINANCING ACTIVITIES</b>			
Issue of Tier 1 Sukuk		2,000,000	-
Payment of sukuk related issuance costs		(1,381)	(3,971)
Payment of return on Tier 1 and Tier 2 sukuku		(110,923)	(61,775)
Dividends paid		(60)	(276,154)
Payment for principal portion of lease liabilities		(43,187)	(40,888)
<b>Net cash generated from / (used in) financing activities</b>		<b>1,844,449</b>	<b>(382,788)</b>
Net change in cash and cash equivalents held		1,202,144	8,340,872
Cash and cash equivalents at the beginning of the period		2,337,820	1,740,036
<b>Cash and cash equivalents at the end of the period</b>	15	<b>3,539,964</b>	<b>10,080,908</b>
Income from investments and financing received during the period		2,486,484	1,494,855
Return on deposits and financial liabilities paid during the period		1,520,355	253,220
<b>Supplemental non-cash information</b>			
Right of use assets and Lease liabilities		27,467	10,239
Net changes in fair value of cash flow hedges and transfers to the interim condensed consolidated statement of income		44,310	120,400

  
Tarek Al-Kasabi  
Chairman

  
Naif Al Abdulkareem  
CEO and Managing Director

  
Hani Noori  
Chief Financial Officer

Sami Al Mehadid  
Group Head  
Corporate & Institutional Banking Group

AAA  
NY

The accompanying notes 1 to 21 form an integral part of these interim condensed consolidated financial statements.



# Bank AlJazira

(A Saudi Joint Stock Company)

## NOTES TO INTERIM CONDENSED CONSOLIDATED FINANCIAL STATEMENTS (UNAUDITED) FOR THE SIX MONTH PERIOD ENDED 30 JUNE 2023

### 1. GENERAL

These interim condensed consolidated financial statements comprise the financial statements of Bank AlJazira (the “Bank”) and its subsidiaries (collectively referred to as the “Group”). Bank AlJazira is a Saudi Joint Stock Company incorporated in the Kingdom of Saudi Arabia and formed pursuant to Royal Decree number 46/M dated 12 Jumad Al-Thani 1395H (21 June 1975). The Bank commenced its business on 16 Shawwal 1396H (9 October 1976) with the takeover of The National Bank of Pakistan’s branches in the Kingdom of Saudi Arabia under commercial registration number 4030010523 dated 29 Rajab 1396H (27 July 1976) issued in Jeddah. The Bank is regulated by the Saudi Central Bank (SAMA). The Bank operates through its 82 branches (31 December 2022: 82 branches and 30 June 2022: 82 branches) and 54 Fawri Remittance Centers (31 December 2022: 54 and 30 June 2022: 54 Fawri Remittance Centers) in the Kingdom of Saudi Arabia. The Bank’s Head Office is located at the following address:

Bank AlJazira  
7724 King Abdulaziz Road - Al-Shatea District  
Jeddah 23513 - 3551  
P.O. Box 6277, Jeddah 21442  
Kingdom of Saudi Arabia

The objective of the Bank is to provide a full range of Shari’ah compliant (non-interest based) banking products and services comprising of Murabaha, Istisna’a, Ijarah, Tawaraq, Musharaka, Wa’ad Fx and Sukuk which are approved and supervised by an independent Shari’ah Board established by the Bank. The Bank’s shares are listed on Saudi Exchange in the Kingdom of Saudi Arabia.

The details of the Bank’s subsidiaries are as follows:

	<u>Country of incorporation</u>	<u>Nature of business</u>	<u>Ownership (direct and indirect) 30 June 2023</u>	<u>Ownership (direct and indirect) 31 December 2022</u>	<u>Ownership (direct and indirect) 30 June 2022</u>
<b>Subsidiaries</b>					
AlJazira Capital Company	Kingdom of Saudi Arabia	Brokerage, margin financing and asset management	100%	100%	100%
Aman Development and Real Estate Investment Company	Kingdom of Saudi Arabia	Holding and managing real estate collaterals on behalf of the Bank	100%	100%	100%
Aman Insurance Agency Company (under liquidation – note (a) below)	Kingdom of Saudi Arabia	Acting as an agent for bancassurance activities on behalf of the Bank	100%	100%	100%
AlJazira Securities Limited	Cayman Islands	Carryout Shari’ah compliant derivative and capital market transactions	100%	100%	100%
BAJ Sukuk Tier 1 Limited	Cayman Islands	Trustee for issuance of Tier 1 capital certificates	100%	100%	100%

# Bank AlJazira

(A Saudi Joint Stock Company)

## NOTES TO INTERIM CONDENSED CONSOLIDATED FINANCIAL STATEMENTS (UNAUDITED) FOR THE SIX MONTH PERIOD ENDED 30 JUNE 2023 (continued)

### 1. GENERAL (continued)

The details of the Bank's associate is as follows:

			<b>Ownership (direct and indirect) 30 June 2023</b>	<b>Ownership (direct and indirect) 31 December 2022</b>	<b>Ownership (direct and indirect) 30 June 2022</b>
<b>Associate</b>	<b>Country of incorporation</b>	<b>Nature of business</b>			
AlJazira Takaful Ta'awuni Company	Kingdom of Saudi Arabia	Fully Shari'ah compliant protection and saving products	26.03%	26.03%	26.03%

- a) During financial year 2021, Aman Insurance Agency Company (the Company) applied for its license renewal from Saudi Central Bank ("SAMA"), however, it was not renewed, as SAMA had issued rules governing bancassurance activities during May 2020 which require the banks to carry out Bancassurance business directly. This, as a result, restricted the ability of the Company to carry out business activities and therefore, management of the Company decided to initiate the winding up procedures which are in process as at 30 June 2023.
- b) The Group invests in structured entities with the objective to resell the investment in a short period after the establishment. Structured entities are consolidated when the relationship between the Group and the structured entity indicates that the Group has power over the relevant activities of the structured entity, is exposed to variable returns, and can use that power to affect the variable return exposure. In other cases, the Group may sponsor or have exposure to such an entity but not consolidate the entities.

As at 30 June 2023, the Group has a substantial ownership in these entities amounting to SR 905.63 million (31 December 2022: SR 976.23 million and 30 June 2022: SR 870.25 million). For all these investments, the Group analyses whether and to what extent it controls the investee and any underlying entities. A material structured entity is consolidated into the Group's financial statements where the Group controls the structured entity, as per the determination above criteria. As at 30 June 2023, Group's investments in material structured entities do not meet the above criteria of control. Accordingly, such investments are recorded as fair value through statement of income (FVIS) into these interim condensed consolidated financial statements.

### 2. BASIS OF PREPARATION

The interim condensed consolidated financial statements of the Group as at and for the period ended 30 June 2023, have been prepared in accordance with International Accounting Standard 34 Interim Financial Reporting ("IAS 34") that is endorsed in the Kingdom of Saudi Arabia and other standards and pronouncements issued by the Saudi Organization for Chartered and Professional Accountants ("SOCPA").

These interim condensed consolidated financial statements do not include all of the information required for full annual financial statements and should be read in conjunction with the Group's annual consolidated financial statements for the year ended 31 December 2022. The consolidated financial statements of the Group as at and for the year ended 31 December 2022, were prepared in accordance with International Financial Reporting Standards (IFRS) that are endorsed in the Kingdom of Saudi Arabia and other standards and pronouncements issued by SOCPA.

# Bank AlJazira

(A Saudi Joint Stock Company)

## NOTES TO INTERIM CONDENSED CONSOLIDATED FINANCIAL STATEMENTS (UNAUDITED) FOR THE SIX MONTH PERIOD ENDED 30 JUNE 2023 (continued)

---

### 2. BASIS OF PREPARATION (continued)

The preparation of interim condensed consolidated financial statements requires management to make judgments, estimates and assumptions that affect the application of accounting policies and the reported amounts of assets and liabilities, income and expense. Actual results may differ from these estimates.

In preparing these interim condensed consolidated financial statements, significant judgements made by the management in applying the Group's accounting policies and the key sources of estimation were consistent with those that were applied to the consolidated financial statements as at and for the year ended 31 December 2022, except for new amendments that are applicable from the period beginning 1 January 2023 as disclosed in note 4(b).

These interim condensed consolidated financial statements are expressed in Saudi Arabian Riyals (SR) and are rounded off to the nearest thousands except where otherwise stated and the functional currency of the Bank is Saudi Riyal.

The new Companies Law issued through Royal Decree M/132 on 1/12/1443H (corresponding to 30 June 2022) (hereinafter referred as "the Law") came into force on 26/6/1444H (corresponding to 19 January 2023). For certain provisions of the Law, full compliance is expected not later than two years from 26/6/1444H (corresponding to 19 January 2023). The management is in process of assessing the impact of the New Companies Law and will amend its by-laws for any changes to align the by-laws to the provisions of the Law. Consequently, the Bank shall present the amended by-laws to the shareholders in their Extraordinary / Annual General Assembly meeting for their ratification.

### 3. BASIS OF CONSOLIDATION

These interim condensed consolidated financial statements comprise the interim condensed financial statements of Bank AlJazira and its subsidiaries as set out in Note 1. The financial statements of the subsidiaries are prepared for the same reporting period as that of the Bank.

The interim condensed consolidated financial statements have been prepared using uniform accounting policies and valuation methods for like transactions and other events in similar circumstances. The accounting policies of subsidiaries have been changed when necessary to align them with the policies adopted by the Group.

#### a) Subsidiaries

Subsidiaries are entities which are controlled by the Bank. The Bank controls an entity when it is exposed to, or has rights to, variable returns from its involvement with the entity and has the ability to affect those returns through its power over the entity. To meet the definition of control, all of the following three criteria must be met:

- i. the Group has power over an entity;
- ii. the Group has exposure, or rights, to variable returns from its involvement with the entity; and
- iii. the Group has the ability to use its power over the entity to affect the amount of the entity's returns.

# Bank AlJazira

(A Saudi Joint Stock Company)

## NOTES TO INTERIM CONDENSED CONSOLIDATED FINANCIAL STATEMENTS (UNAUDITED) FOR THE SIX MONTH PERIOD ENDED 30 JUNE 2023 (continued)

---

### 3. BASIS OF CONSOLIDATION (continued)

The Group re-assesses whether or not it controls an investee in case facts and circumstances indicate that there are changes to one or more of the criteria of control.

Subsidiaries are consolidated from the date on which control is transferred to the Bank and cease to be consolidated from the date on which the control is transferred from the Group. The results of subsidiaries acquired or disposed of during the period, if any, are included in the interim condensed consolidated statement of income from the date of the acquisition or up to the date of disposal, as appropriate.

#### b) Non-controlling interests

Non-controlling interests represent the portion of net income and net assets of subsidiaries not owned, directly or indirectly, by the Group in its subsidiaries and are presented separately in the interim condensed consolidated statement of income and within equity in the interim condensed consolidated statement of financial position, separately from the Bank's equity. Any losses applicable to the non-controlling interests in a subsidiary are allocated to the non-controlling interests even if doing so causes the non-controlling interests to have a deficit balance. Changes in the Group's interest in a subsidiary that do not result in a loss of control are accounted for as equity transactions.

#### c) Transactions eliminated on consolidation

Balances between the Group entities, and any unrealized income and expenses (except for foreign currency transaction gains or losses) arising from intra-group transactions, are eliminated in preparing the interim condensed consolidated financial statements. Unrealized losses are eliminated in the same way as unrealized gains, but only to the extent that there is no evidence of impairment.

#### d) Investment in an associate

Associates are entities over which the Group exercises significant influence. Investments in associates are initially recognized at cost and subsequently accounted for under the equity method of accounting and are carried in the interim condensed consolidated statement of financial position at the lower of the equity-accounted value or the recoverable amount.

Equity-accounted value represents the cost plus post-acquisition changes in the Group's share of net assets of the associate (share of the results, reserves and accumulated gains/ (losses) based on the latest available financial information) less impairment, if any.

After application of the equity method, the Group determines whether it is necessary to recognise an additional impairment loss on its investment in its associates. The Group determines at each reporting date whether there is any objective evidence that the investment in the associate is impaired. If this is the case, the Group calculates the amount of impairment as the difference between the recoverable amount of the associate and its carrying value and recognises the amount in 'share in net income / (loss) of an associate' in the interim condensed consolidated statement of income.

# Bank AlJazira

(A Saudi Joint Stock Company)

## NOTES TO INTERIM CONDENSED CONSOLIDATED FINANCIAL STATEMENTS (UNAUDITED) FOR THE SIX MONTH PERIOD ENDED 30 JUNE 2023 (continued)

---

### 3. BASIS OF CONSOLIDATION (continued)

The previously recognized impairment loss in respect of investment in associate can be reversed through the interim condensed consolidated statement of income, such that the carrying amount of the investment in the interim condensed consolidated statement of financial position remains at the lower of the equity-accounted (before allowance for impairment) or the recoverable amount.

Unrealized gains and losses on transactions between the Group and its associates are eliminated to the extent of the Group's interest in the associates.

### 4. SIGNIFICANT ACCOUNTING POLICIES, ESTIMATES AND ASSUMPTIONS

The accounting policies adopted in the preparation of the interim condensed consolidated financial statements are consistent with those followed in the preparation of the Group's annual consolidated financial statements for the year ended 31 December 2022, except for the adoption of new standards effective as of 1 January 2023. Several amendments apply for the first time in 2023 but do not have impact on these interim condensed consolidated financial statements of the Group. The Group has not early adopted any standard, interpretation or amendment that has been issued but is not yet effective.

#### a) Implication of change in accounting treatment

During 2022, the Group carried out a reassessment of the timing of the recognition of fee received in connection with its financing portfolio. Accordingly, the Group analysed whether any such fee was an integral component of the effective profit rate of the corresponding financial asset via consideration of factors such as provision of distinct service or product, presence of a separate performance obligation and related contract costs. As a result, the Group identified certain fees that were required to be adjusted to the amortised cost of the related financing. The impact of such adjustment in prior periods was determined to be insignificant in relation to the financial statements as a whole. Therefore, the identified fees were adjusted from the carrying value of financing, net with a corresponding debit to retained earnings as at 1 January 2022, amounting to SR 61.07 million. Accordingly, the balances for financing as at 30 June 2022 as reported previously have been restated.

#### b) New standards, interpretations and amendments adopted by the Group

Following standard, interpretation or amendment are effective from the current year and are adopted by the Group, however, these does not have any significant impact on the interim condensed consolidated financial statements of the Group, unless otherwise stated below:

Standard, interpretation, amendments	Description	Effective date
Narrow scope amendments to IAS 1, Practice statement 2 and IAS 8	The amendments aim to improve accounting policy disclosures and to help users of the financial statements to distinguish between changes in accounting estimates and changes in accounting policies.	Annual periods beginning on or after 1 January 2023

# Bank AlJazira

(A Saudi Joint Stock Company)

## NOTES TO INTERIM CONDENSED CONSOLIDATED FINANCIAL STATEMENTS (UNAUDITED) FOR THE SIX MONTH PERIOD ENDED 30 JUNE 2023 (continued)

### 4. SIGNIFICANT ACCOUNTING POLICIES, ESTIMATES AND ASSUMPTIONS (continued)

#### b) New standards, interpretations and amendments adopted by the Group (continued)

Standard, interpretation, amendments	Description	Effective date
Amendment to IAS 12- deferred tax related to assets and liabilities arising from a single transaction	These amendments require companies to recognise deferred tax on transactions that, on initial recognition give rise to equal amounts of taxable and deductible temporary differences.	Annual periods beginning on or after 1 January 2023.
IFRS 17, 'Insurance contracts', as amended in December 2021	This standard replaces IFRS 4, which currently permits a wide variety of practices in accounting for insurance contracts. IFRS 17 will fundamentally change the accounting by all entities that issue insurance contracts and investment contracts with discretionary participation features.	Annual periods beginning on or after 1 January 2023.

#### c) Accounting standards issued but not yet effective

The International Accounting Standard Board (IASB) has issued following accounting standards, amendments and revisions which are effective from periods on or after 1 January 2023. The Group has opted not to early adopt these pronouncements and they do not have a significant impact on the interim condensed consolidated financial statements of the Group.

Standard, interpretation, amendments	Description	Effective date
Amendments to IAS 1, 'Presentation of financial statements', on classification of liabilities	These narrow-scope amendments to IAS 1, 'Presentation of financial statements', clarify that liabilities are classified as either current or noncurrent, depending on the rights that exist at the end of the reporting period.  Classification is unaffected by the expectations of the entity or events after the reporting date (for example, the receipt of a waiver or a breach of covenant). The amendment also clarifies what IAS 1 means when it refers to the 'settlement' of a liability. Note that the IASB has issued a new exposure draft proposing changes to this amendment.	Deferred until accounting periods starting not earlier than 1 January 2024
Amendments to IFRS 10 and IAS 28	Sale or contribution of Assets between an Investor and its Associate or Joint Ventures	Available for optional adoption/effective date deferred indefinitely 1 January 2024
Amendment to IFRS 16, Lease Liability in a Sale and Leaseback	Lease Liability in a Sale and Leaseback amends IFRS 16 by adding subsequent measurement requirements for sale and leaseback transactions.	1 January 2024
Amendments to IAS 1, Non-current Liabilities with Covenants	Non-current Liabilities with Covenants amends IAS 1 Presentation of Financial Statements. The amendments improve the information an entity provides when its right to defer settlement of a liability for at least twelve months is subject to compliance with covenants. The amendments also respond to stakeholders' concerns about the classification of such a liability as current or non-current.	1 January 2024

# Bank AlJazira

(A Saudi Joint Stock Company)

## NOTES TO INTERIM CONDENSED CONSOLIDATED FINANCIAL STATEMENTS (UNAUDITED) FOR THE SIX MONTH PERIOD ENDED 30 JUNE 2023 (continued)

### 5. INVESTMENTS

Investments are classified as follows:

	30 June 2023 (Unaudited)		
	SR'000		
	Domestic	International	Total
<b>i) FVIS</b>			
Mutual funds	61,003	1,096,146	1,157,149
Equities – unquoted	-	18,754	18,754
	<b>61,003</b>	<b>1,114,900</b>	<b>1,175,903</b>
<b>ii) FVOCI</b>			
Equities – quoted	170,226	-	170,226
Equities – unquoted	4,143	1,109	5,252
Sukuk investments - equities	1,914,596	197,868	2,112,464
Sukuk investments - debt	8,345,633	-	8,345,633
	<b>10,434,598</b>	<b>198,977</b>	<b>10,633,575</b>
Allowance for impairment	(3,130)	-	(3,130)
	<b>10,431,468</b>	<b>198,977</b>	<b>10,630,445</b>
<b>iii) Amortised cost</b>			
Sukuk investments	20,638,262	382,707	21,020,969
Wakala floating rate notes	3,521,964	-	3,521,964
	<b>24,160,226</b>	<b>382,707</b>	<b>24,542,933</b>
Allowance for impairment	(9,370)	(344)	(9,714)
	<b>24,150,856</b>	<b>382,363</b>	<b>24,533,219</b>
<b>Total</b>	<b>34,643,327</b>	<b>1,696,240</b>	<b>36,339,567</b>

	31 December 2022 (Audited)		
	SR'000		
	Domestic	International	Total
<b>i) FVIS</b>			
Mutual funds	25,856	1,129,785	1,155,641
Equities – quoted	5,093	-	5,093
	<b>30,949</b>	<b>1,129,785</b>	<b>1,160,734</b>
<b>ii) FVOCI</b>			
Equities – quoted	48,714	-	48,714
Equities – unquoted	4,143	1,093	5,236
Sukuk investments - equities	1,877,973	201,317	2,079,290
Sukuk investments - debt	8,072,243	-	8,072,243
	<b>10,003,073</b>	<b>202,410</b>	<b>10,205,483</b>
Allowance for impairment	(6,457)	-	(6,457)
	<b>9,996,616</b>	<b>202,410</b>	<b>10,199,026</b>
<b>iii) Amortised cost</b>			
Sukuk investments	19,766,370	-	19,766,370
Wakala floating rate notes	3,520,943	-	3,520,943
	<b>23,287,313</b>	<b>-</b>	<b>23,287,313</b>
Allowance for impairment	(13,020)	-	(13,020)
	<b>23,274,293</b>	<b>-</b>	<b>23,274,293</b>
<b>Total</b>	<b>33,301,858</b>	<b>1,332,195</b>	<b>34,634,053</b>

# Bank AlJazira

(A Saudi Joint Stock Company)

## NOTES TO INTERIM CONDENSED CONSOLIDATED FINANCIAL STATEMENTS (UNAUDITED) FOR THE SIX MONTH PERIOD ENDED 30 JUNE 2023 (continued)

### 5. INVESTMENTS (continued)

	30 June 2022 (Unaudited)		
	SR'000		
	Domestic	International	Total
i) FVIS			
Mutual funds	6,222	926,229	932,451
Equities – quoted	-	-	-
	<u>6,222</u>	<u>926,229</u>	<u>932,451</u>
ii) FVOCI			
Equities – unquoted	4,143	698	4,841
Sukuk investments - equities	1,250,184	135,157	1,385,341
Sukuk investments - debt	6,938,248	-	6,938,248
	<u>8,192,575</u>	<u>135,855</u>	<u>8,328,430</u>
Allowance for impairment	(1,529)	-	(1,529)
	<u>8,191,046</u>	<u>135,855</u>	<u>8,326,901</u>
iii) Amortised cost			
Sukuk investments	18,876,654	-	18,876,654
Wakala floating rate notes	3,911,549	-	3,911,549
	<u>22,788,203</u>	<u>-</u>	<u>22,788,203</u>
Allowance for impairment	(6,827)	-	(6,827)
	<u>22,781,376</u>	<u>-</u>	<u>22,781,376</u>
Total	<u>30,978,644</u>	<u>1,062,084</u>	<u>32,040,728</u>

### 6. FINANCING, NET

The financing is classified as at amortized cost as follows:

	SR'000				
	Credit cards	Consumer	Commercial	Others	Total
<b>30 June 2023 (Unaudited)</b>					
Performing financing	781,328	28,746,649	46,629,785	281,970	76,439,732
Non-performing financing	57,230	328,327	908,643	8,541	1,302,741
	<u>838,558</u>	<u>29,074,976</u>	<u>47,538,428</u>	<u>290,511</u>	<u>77,742,473</u>
Allowance for impairment	(75,467)	(218,414)	(2,502,373)	(4,508)	(2,800,762)
	<u>763,091</u>	<u>28,856,562</u>	<u>45,036,055</u>	<u>286,003</u>	<u>74,941,711</u>
<b>Financing, net</b>	<u>763,091</u>	<u>28,856,562</u>	<u>45,036,055</u>	<u>286,003</u>	<u>74,941,711</u>



# Bank AlJazira

(A Saudi Joint Stock Company)

## NOTES TO INTERIM CONDENSED CONSOLIDATED FINANCIAL STATEMENTS (UNAUDITED) FOR THE SIX MONTH PERIOD ENDED 30 JUNE 2023 (continued)

### 6. FINANCING, NET (continued)

	SR'000				
	<u>Credit cards</u>	<u>Consumer</u>	<u>Commercial</u>	<u>Others</u>	<u>Total</u>
<b><u>31 December 2022</u></b> <b><u>(Audited)</u></b>					
Performing financing	767,265	30,057,394	40,953,561	298,490	72,076,710
Non-performing financing	62,135	304,654	866,744	7,411	1,240,944
Gross financing	829,400	30,362,048	41,820,305	305,901	73,317,654
Allowance for impairment	(81,722)	(220,761)	(2,412,039)	(4,123)	(2,718,645)
Financing, net	747,678	30,141,287	39,408,266	301,778	70,599,009
	=====	=====	=====	=====	=====
	SR'000				
	<u>Credit cards</u>	<u>Consumer</u>	<u>Commercial</u>	<u>Others</u>	<u>Total</u>
<b><u>30 June 2022 (Unaudited)</u></b> <b><u>- Restated (note 4 (a))</u></b>					
Performing financing	693,080	29,427,131	36,499,238	307,677	66,927,126
Non-performing financing	62,973	292,157	1,050,708	8,711	1,414,549
Gross financing	756,053	29,719,288	37,549,946	316,388	68,341,675
Allowance for impairment	(78,516)	(203,740)	(2,480,080)	(4,595)	(2,766,931)
Financing, net	677,537	29,515,548	35,069,866	311,793	65,574,744
	=====	=====	=====	=====	=====

Financing, net represents Shari'ah compliant products in respect of Murabaha agreements, Ijarah, Istisnaat, Musharaka and Tawarruq.

# Bank AlJazira

(A Saudi Joint Stock Company)

## NOTES TO INTERIM CONDENSED CONSOLIDATED FINANCIAL STATEMENTS (UNAUDITED) FOR THE SIX MONTH PERIOD ENDED 30 JUNE 2023 (continued)

### 6. FINANCING, NET (continued)

a) Movement in allowance for impairment is as follows:

	<b>30 June 2023 (Unaudited) SR'000</b>	31 December 2022 (Audited) SR'000	30 June 2022 (Unaudited) SR'000
Balance at the beginning of the period / year	2,718,645	2,637,997	2,637,997
Impairment charge for financing	167,671	572,113	255,136
Bad debts written off	(37,948)	(307,235)	(26,959)
(Reversal) / (recoveries) of amounts previously provided	(47,606)	(184,230)	(99,243)
Balance at the end of the period / year	<u>2,800,762</u>	<u>2,718,645</u>	<u>2,766,931</u>

b) Net impairment charge for financing and other financial assets for the period in the interim condensed consolidated statement of income comprised of:

	<b>30 June 2023 (Unaudited) SR'000</b>	30 June 2022 (Unaudited) SR'000
Impairment charge for financing	167,671	255,136
(Reversal) / (recoveries) of amounts previously provided	(47,606)	(99,243)
(Recoveries) from debts previously written off	(10,129)	(23,612)
Net impairment charge for ECL in respect of due from banks and other financial institutions	5,692	1,993
Net impairment (reversal) / charge for ECL in respect of investments	(6,633)	1,745
Net impairment charge / (reversal) for ECL in respect of non-funded financing and credit related commitments	3,181	(2,423)
Impairment charge for financing and other financial assets, net	<u>112,176</u>	<u>133,596</u>

# Bank AlJazira

(A Saudi Joint Stock Company)

## NOTES TO INTERIM CONDENSED CONSOLIDATED FINANCIAL STATEMENTS (UNAUDITED) FOR THE SIX MONTH PERIOD ENDED 30 JUNE 2023 (continued)

### 6. FINANCING, NET (continued)

- c) The following table explains changes in gross carrying amount of the financing to help explain their significance to the changes in the loss allowance.

	30 June 2023 (Unaudited)			Total
	12 month ECL	Life time ECL not credit impaired	Lifetime ECL credit impaired	
	(SR'000)			
<b>Gross carrying amount as at 1 January 2023</b>	<b>66,966,856</b>	<b>2,840,214</b>	<b>3,510,584</b>	<b>73,317,654</b>
Transfer to 12-month ECL	88,765	(80,262)	(8,503)	-
Transfer to lifetime ECL not credit – Impaired	(723,373)	729,552	(6,179)	-
Transfer to lifetime ECL credit impaired	(60,717)	(369,302)	430,019	-
New financial assets originated	8,549,192	25,380	2,028	8,576,600
Financial assets that have been derecognized	(3,711,934)	(75,466)	(24,076)	(3,811,476)
Changes in financing income accrual	295,802	-	-	295,802
Other movements	(638,280)	94,826	(54,705)	(598,159)
Write-offs	-	-	(37,948)	(37,948)
<b>Gross carrying amount as at 30 June 2023</b>	<b>70,766,311</b>	<b>3,164,942</b>	<b>3,811,220</b>	<b>77,742,473</b>
	31 December 2022 (Audited)			
	12 month ECL	Life time ECL not credit impaired	Lifetime ECL credit impaired	Total
	(SR'000)			
Gross carrying amount as at 1 January 2022	57,840,055	3,429,865	3,802,553	65,072,473
Transfer to 12-month ECL	260,875	(125,628)	(135,247)	-
Transfer to lifetime ECL not credit – Impaired	(427,603)	555,916	(128,313)	-
Transfer to lifetime ECL credit impaired	(141,640)	(282,519)	424,159	-
New financial assets originated	21,064,500	55,880	13,652	21,134,032
Financial assets that have been derecognized	(12,081,784)	(567,555)	(104,549)	(12,753,888)
Changes in profit accrual	312,209	-	-	312,209
Other Movements	140,244	(225,745)	(54,436)	(139,937)
Write-offs	-	-	(307,235)	(307,235)
Gross carrying amount as at 31 December 2022	66,966,856	2,840,214	3,510,584	73,317,654

# Bank AlJazira

(A Saudi Joint Stock Company)

## NOTES TO INTERIM CONDENSED CONSOLIDATED FINANCIAL STATEMENTS (UNAUDITED) FOR THE SIX MONTH PERIOD ENDED 30 JUNE 2023 (continued)

### 6. FINANCING, NET (continued)

	30 June 2022 (Unaudited)			Total
	12 month ECL	Life time ECL not credit impaired	Lifetime ECL credit impaired	
	(SR'000)			
Gross carrying amount as at 1 January 2022	57,840,055	3,429,865	3,802,553	65,072,473
Transfer to 12-month ECL	61,011	(45,872)	(15,139)	-
Transfer to lifetime ECL not credit – Impaired	(233,547)	246,959	(13,412)	-
Transfer to lifetime ECL credit impaired	(98,726)	(70,885)	169,611	-
New financial assets originated	11,488,797	219,333	1,373	11,709,503
Financial assets that have been derecognized	(7,848,247)	(458,854)	(73,407)	(8,380,508)
Changes in financing income accrual	93,462	-	-	93,462
Other movements	19,891	(132,164)	(14,023)	(126,296)
Write-offs	-	-	(26,959)	(26,959)
Gross carrying amount as at 30 June 2022	<u>61,322,696</u>	<u>3,188,382</u>	<u>3,830,597</u>	<u>68,341,675</u>

Other movements mainly represent changes in exposures for customers where there has been no change in the stage during the period.

d) An analysis of changes in ECL for financing is, as follows:

	30 June 2023 (Unaudited)			Total
	12 month ECL	Life time ECL not credit impaired	Lifetime ECL credit impaired	
	(SR'000)			
ECL as at 1 January 2023	248,641	305,843	2,164,161	2,718,645
Transfer to 12-month ECL	4,928	(1,116)	(3,812)	-
Transfer to lifetime ECL not credit – impaired	(6,037)	8,811	(2,774)	-
Transfer to lifetime ECL credit impaired	(401)	(202,243)	202,644	-
Net re-measurement of loss allowance	(5,379)	53,923	66,029	114,573
New financial assets originated	30,533	377	1,054	31,964
Financial assets that have been derecognized	(14,597)	(4,059)	(7,816)	(26,472)
Write-offs	-	-	(37,948)	(37,948)
ECL as at 30 June 2023	<u>257,688</u>	<u>161,536</u>	<u>2,381,538</u>	<u>2,800,762</u>

# Bank AlJazira

(A Saudi Joint Stock Company)

## NOTES TO INTERIM CONDENSED CONSOLIDATED FINANCIAL STATEMENTS (UNAUDITED) FOR THE SIX MONTH PERIOD ENDED 30 JUNE 2023 (continued)

### 6. FINANCING, NET (continued)

	31 December 2022 (Audited)			Total
	12 month ECL	Life time ECL not credit impaired	Lifetime ECL credit impaired	
	(SR'000)			
ECL as at 1 January 2022	170,741	222,807	2,244,449	2,637,997
Transfer to 12-month ECL	15,900	(1,788)	(14,112)	-
Transfer to lifetime ECL not credit - impaired	(2,677)	66,999	(64,322)	-
Transfer to lifetime ECL credit impaired	(1,376)	(5,800)	7,176	-
Net re-measurement of loss allowance	30,727	98,665	328,323	457,715
New financial assets originated	70,357	1,352	6,688	78,397
Financial assets that have been derecognized	(35,031)	(76,392)	(36,806)	(148,229)
Write-offs	-	-	(307,235)	(307,235)
ECL as at 31 December 2022	<u>248,641</u>	<u>305,843</u>	<u>2,164,161</u>	<u>2,718,645</u>
	30 June 2022 (Unaudited)			
	12 month ECL	Life time ECL not credit impaired	Lifetime ECL credit impaired	Total
	(SR'000)			
ECL as at 1 January 2022	170,741	222,807	2,244,449	2,637,997
Transfer to 12-month ECL	7,509	(996)	(6,513)	-
Transfer to lifetime ECL not credit - impaired	(1,395)	7,576	(6,181)	-
Transfer to lifetime ECL credit impaired	(758)	(1,241)	1,999	-
Net re-measurement of loss allowance	(35,011)	95,177	199,140	259,306
New financial assets originated	32,298	1,244	729	34,271
Financial assets that have been derecognized	(21,509)	(74,881)	(41,294)	(137,684)
Write-offs	-	-	(26,959)	(26,959)
ECL as at 30 June 2022	<u>151,875</u>	<u>249,686</u>	<u>2,365,370</u>	<u>2,766,931</u>

# Bank AlJazira

(A Saudi Joint Stock Company)

## NOTES TO INTERIM CONDENSED CONSOLIDATED FINANCIAL STATEMENTS (UNAUDITED) FOR THE SIX MONTH PERIOD ENDED 30 JUNE 2023 (continued)

### 7. INVESTMENT IN AN ASSOCIATE

Investment in an associate represents the investment made by the Group in AlJazira Takaful Ta'awuni Company ("ATT"). The Group effectively holds 26.03% (31 December 2022: 26.03% and 30 June 2022: 26.03%) shareholding in ATT.

The share of total comprehensive income in an associate represents the Group's share in the total comprehensive income of ATT and was based on the latest available financial information of ATT for the period ended 31 March 2023. ATT is listed with Saudi Stock Exchange (Tadawul) and the market value of the investment in ATT as of 30 June 2023 was SR 268.83 million (31 December 2022: SR 210.43 million and 30 June 2022: SR 231.90 million) based on Saudi Exchange (Tadawul) market price.

### 8. CUSTOMERS' DEPOSITS

	<b>30 June 2023 (Unaudited) SR'000</b>	31 December 2022 (Audited) SR'000	30 June 2022 (Unaudited) SR'000
Demand	<b>35,462,762</b>	38,217,209	47,061,990
Saving	<b>796,871</b>	730,534	970,516
Customers' time investments	<b>53,540,918</b>	44,930,750	36,523,422
Other	<b>2,280,988</b>	2,144,346	2,027,724
Total	<b>92,081,539</b>	86,022,839	86,583,652

Customers' time investments comprise deposits received on Shari'ah Compliant (non-commission based) Murabaha and Wakala products.

# Bank AlJazira

(A Saudi Joint Stock Company)

## NOTES TO INTERIM CONDENSED CONSOLIDATED FINANCIAL STATEMENTS (UNAUDITED) FOR THE SIX MONTH PERIOD ENDED 30 JUNE 2023 (continued)

---

### 9. SHARIAH COMPLIANT DERIVATIVES

#### 9.1 Nature/type of derivatives held

In the ordinary course of business, the Group utilizes the following Shari'ah compliant derivative financial instruments for both trading and strategic hedging purposes:

##### a) Swaps

Swaps are commitments to exchange one set of cash flows for another. For profit rate swaps, counterparties generally exchange fixed and floating rate profit payments in a single currency without exchanging principal. For cross-currency profit rate swaps, principal, fixed and floating profit payments are exchanged in different currencies.

##### b) Options (Wa'ad Fx)

Foreign exchange options are transactions, whereby a client, in consideration for the payment of a fee agrees to enter into one or a series of trades in which one party (promisor) gives a commitment as a unilateral undertaking, to a second party (promisee).

An option can be a unilateral promise or combination of promises. The Group enters into the option depending on the client's risk profile, whereby the client may promise to buy, sell or buy and sell a currency with or without conditions for hedging its exposure.

#### 9.2 Purpose of derivatives

##### a) Held for trading purposes

Most of the Group's derivative trading activities relate to sales, positioning and arbitrage. Sales activities involve offering products to customers in order, to enable them to transfer, modify or reduce current and future risks. Positioning involves managing market risk positions with the expectation of profiting from favourable movements in prices, rates or indices. Arbitrage involves identifying, with the expectation of profiting from, price differentials between markets or products.

##### b) Held for hedging purposes

The Group uses Shari'ah compliant derivatives for hedging purposes in order to reduce its exposure to profit rate risk and foreign exchange risk.

The Group has adopted a comprehensive system for the measurement and management of risk. Part of the risk management process involves managing the Group's exposure to fluctuations in foreign exchange and profit rates to reduce its exposure to currency and profit rate risks to acceptable levels as determined by the Board of Directors within the guidelines issued by Saudi Central Bank.

As part of its financial asset and liability management, the Group uses Shari'ah compliant derivatives for hedging purposes in order to adjust its own exposure to currency and profit rate risk. This is generally achieved by hedging specific transactions.

# Bank AlJazira

(A Saudi Joint Stock Company)

## NOTES TO INTERIM CONDENSED CONSOLIDATED FINANCIAL STATEMENTS (UNAUDITED) FOR THE SIX MONTH PERIOD ENDED 30 JUNE 2023 (continued)

### 9. SHARIAH COMPLIANT DERIVATIVES (continued)

#### 9.2 Purpose of derivatives (continued)

##### b) Held for hedging purposes (continued)

###### Cash flow hedges

The Group is exposed to variability in future cash flows on non-trading assets and liabilities which bear profit at a variable rate. The Group uses profit rate swaps as cash flow hedges of these profit rate risks.

The gains on cash flow hedges reclassified to the interim condensed consolidated statement of income during the period are as follows:

	<b>30 June 2023</b> <b>(Unaudited)</b> <b>SR'000</b>	30 June 2022 (Unaudited) SR'000
Income from investments and financing	6,392	56,000
Return on deposits and financial liabilities	<b>(2,866)</b>	(2,158)
	<hr/>	<hr/>
Net gains on cash flow hedges reclassified to the interim condensed consolidated statement of income	<b>3,526</b>	53,842
	<hr/> <hr/>	<hr/> <hr/>

The cash flow hedges of profit rate swap were highly effective in offsetting the variability of return on investments, deposits and other financial liabilities.

Fair value gain on cash flow hedges amounting to SR 47.84 million (30 June 2022: SR 174.24 million) included in the interim condensed consolidated statement of comprehensive income comprised of net unrealized gain of SR 35.71 million (30 June 2022: net unrealized gain of SR 205.18 million) and realized gain of SR 12.13 million (30 June 2022: realized loss of SR 30.94 million) on terminated hedge relationships.

During the current and prior periods, the Group sold certain of its profit rate swaps used for cash flows hedges. However, the gain / (loss) would continue to be classified in interim condensed consolidated statement of comprehensive income as the related hedge items are still outstanding. In accordance with the IFRS requirements, the gain / (loss) will be reclassified to interim condensed consolidated statement of income in the period when the cash flows pertaining to hedged items will affect the interim condensed consolidated statement of income i.e. when profit receipts / payments impact the interim condensed consolidated statement of income which is over the remaining maturity of financial instrument / hedge items.

#### 9.3 Details of shar'iah compliant derivatives

The table below summarize the positive and negative fair values of the Group's derivative financial instruments, together with their notional amounts. The notional amounts, which provide an indication of the volume of transactions outstanding at the end of the period, do not necessarily reflect the amounts of future cash flows involved. These notional amounts, therefore, are neither indicative of the Group's exposure to credit risk, which is generally limited to the positive fair value of the derivatives, nor market risk.



# Bank AlJazira

(A Saudi Joint Stock Company)

## NOTES TO INTERIM CONDENSED CONSOLIDATED FINANCIAL STATEMENTS (UNAUDITED) FOR THE SIX MONTH PERIOD ENDED 30 JUNE 2023 (continued)

### 9. SHARIAH COMPLIANT DERIVATIVES (continued)

	30 June 2023 (Unaudited) SR'000		
	Positive fair value	Negative fair value	Notional amount
<b>Held for trading:</b>			
Options	7,850	7,850	576,870
Profit rate swaps	147,519	129,587	5,172,492
Cross currency profit rate swaps	411	8,440	1,875,000
Currency swaps	8,865	2,236	3,099,449
Currency forwards (Wa'ad)	1,805	75	478,479
<b>Total</b>	<b>166,450</b>	<b>148,188</b>	<b>11,202,290</b>
<b>Held as cash flow hedge:</b>			
Profit rate swaps	219,436	70,799	6,850,000
<b>Total</b>	<b>385,886</b>	<b>218,987</b>	<b>18,052,290</b>
	31 December 2022 (Audited) SR'000		
	Positive fair value	Negative fair value	Notional amount
<b>Held for trading:</b>			
Options	6,505	6,505	578,753
Profit rate swaps	137,157	132,886	5,211,843
Cross currency profit rate swaps	411	7,635	1,875,000
Currency swaps	13,146	3,624	4,072,558
Currency forwards (Wa'ad)	6	63	4,932
<b>Total</b>	<b>157,225</b>	<b>150,713</b>	<b>11,743,086</b>
<b>Held as cash flow hedge:</b>			
Profit rate swaps	155,417	48,293	5,087,500
<b>Total</b>	<b>312,642</b>	<b>199,006</b>	<b>16,830,586</b>
	30 June 2022 (Unaudited) SR'000		
	Positive fair value	Negative fair value	Notional amount
<b>Held for trading:</b>			
Options	1,277	1,277	31,231
Profit rate swaps	71,861	65,370	3,362,486
Cross currency profit rate swaps	411	21,893	1,875,000
Currency swaps	1,771	7,853	2,189,953
Currency forwards (Wa'ad)	2,205	138	297,814
<b>Total</b>	<b>77,525</b>	<b>96,531</b>	<b>7,756,484</b>
<b>Held as cash flow hedge:</b>			
Profit rate swaps	25,906	10,920	1,287,500
<b>Total</b>	<b>103,431</b>	<b>107,451</b>	<b>9,043,984</b>

# Bank AlJazira

(A Saudi Joint Stock Company)

## NOTES TO INTERIM CONDENSED CONSOLIDATED FINANCIAL STATEMENTS (UNAUDITED) FOR THE SIX MONTH PERIOD ENDED 30 JUNE 2023 (continued)

### 9. SHARIAH COMPLIANT DERIVATIVES (continued)

Held for trading profit rate swaps (positive fair value / negative fair value) include accrued receivable amounting to SR 39.07 million (31 December 2022: SR 34.70 million and 30 June 2022: SR 29.72 million) and accrued payable amounting to SR 36.97 million (31 December 2022: SR 36.15 million and 30 June 2022: SR 29.62 million). Held as cash flow hedge profit rate swaps (positive fair value / negative fair value) include accrued receivable amounting to SR 49.57 million (31 December 2022: SR 32.68 million and 30 June 2022: SR 4.89 million) and accrued payable amounting to SR 40.63 (31 December 2022: SR 29.54 million and 30 June 2022: SR 7.88 million).

### 10. SUBORDINATED SUKUK

On 8 December 2021, the Bank issued 2,000 Subordinated Sukuk Certificates (Sukuk) of SR 1 million each, with a profit distribution rate based on 6 month Saudi Inter-Bank Offered Rate (SIBOR), reset semi-annually in advance, plus a margin of 155 basis point per annum and payable semi-annually in arrears on 8 December and 8 June each year until 8 December 2031, on which date the Sukuk will expire. The Bank has a call option which can be exercised on or after 8 December 2026 on meeting certain conditions and as per the terms mentioned in the related offering circular. The Sukuk may also be called upon occurrence of certain other conditions as per the terms specified in the offering circular. These Sukuk are registered with Saudi Exchange (Tadawul).

### 11. SHARE CAPITAL AND EARNINGS PER SHARE

The authorized, issued and fully paid share capital of the Bank consists of 820 million shares of SR 10 each (31 December 2022: 820 million shares of SR 10 each and 30 June 2022: 820 million shares of SR 10 each).

Basic earnings per share for the current and prior period is calculated by dividing the net income for the period attributable to common equity holders of the Bank (adjusted for Tier 1 sukuk related costs) by the weighted average number of ordinary shares outstanding.

	For the three month period ended		For the six month period ended	
	30 June 2023 (Unaudited) SR'000	30 June 2022 (Unaudited) SR'000	30 June 2023 (Unaudited) SR'000	30 June 2022 (Unaudited) SR'000
<b>Net income for the period attributable to ordinary shareholders</b> (adjusted for Tier 1 sukuk related costs)				
For basic and diluted earnings per share	<u>221,722</u>	<u>238,380</u>	<u>425,757</u>	<u>593,788</u>
<b>Weighted-average number of ordinary shares</b>				
For basic and diluted earnings per share	<u>820,000,000</u>	<u>820,000,000</u>	<u>820,000,000</u>	<u>820,000,000</u>
Basic and diluted earnings per share (in SR)	<u>0.27</u>	<u>0.29</u>	<u>0.52</u>	<u>0.72</u>

The calculations of basic and diluted earnings per share are same for the Bank.

# Bank AlJazira

(A Saudi Joint Stock Company)

## NOTES TO INTERIM CONDENSED CONSOLIDATED FINANCIAL STATEMENTS (UNAUDITED) FOR THE SIX MONTH PERIOD ENDED 30 JUNE 2023 (continued)

### 12. OTHER RESERVES

<u>30 June 2023 (Unaudited)</u>	Cash flow hedges <u>SR' 000</u>	Fair value reserve – FVOCI debt <u>SR' 000</u>	Fair value reserve – FVOCI equity <u>SR' 000</u>	Actuarial gains <u>SR' 000</u>	Share in OCI of associate <u>SR' 000</u>	Total <u>SR' 000</u>
Balance at beginning of the period	73,235	(789,195)	(81,637)	42,300	-	(755,297)
Net change in fair value – effective portion	47,836	179,453	2,691	-	-	229,980
Transfer to interim condensed consolidated statement of income (note 9.2(b))	(3,526)	-	-	-	-	(3,526)
Net change in fair value	-	-	-	-	9,833	9,833
Net movement during the period	44,310	179,453	2,691	-	9,833	236,287
Balance at end of the period	<u>117,545</u>	<u>(609,742)</u>	<u>(78,946)</u>	<u>42,300</u>	<u>9,833</u>	<u>(519,010)</u>
<u>31 December 2022 (Audited)</u>	Cash flow hedges <u>SR' 000</u>	Fair value reserve – FVOCI debt <u>SR' 000</u>	Fair value reserve – FVOCI equity <u>SR' 000</u>	Actuarial gains <u>SR' 000</u>	Share in OCI of associate <u>SR' 000</u>	Total <u>SR' 000</u>
Balance at beginning of the year	(106,891)	(41,949)	-	34,288	-	(114,552)
Net change in fair value – effective portion	260,243	(747,246)	(81,637)	-	-	(568,640)
Transfer to consolidated statement of income	(80,117)	-	-	-	-	(80,117)
Actuarial gains on employee benefit obligation	-	-	-	8,012	-	8,012
Net movement during the year	180,126	(747,246)	(81,637)	8,012	-	(640,745)
Balance at end of the year	<u>73,235</u>	<u>(789,195)</u>	<u>(81,637)</u>	<u>42,300</u>	<u>-</u>	<u>(755,297)</u>

# Bank AlJazira

(A Saudi Joint Stock Company)

## NOTES TO INTERIM CONDENSED CONSOLIDATED FINANCIAL STATEMENTS (UNAUDITED) FOR THE SIX MONTH PERIOD ENDED 30 JUNE 2023 (continued)

### 12. OTHER RESERVES (continued)

<u>30 June 2022 (Unaudited)</u>	Cash flow hedges <u>SR' 000</u>	Fair value reserve – FVOCI debt <u>SR' 000</u>	Fair value reserve – FVOCI equity <u>SR' 000</u>	Actuarial gains <u>SR' 000</u>	Total <u>SR' 000</u>
Balance at beginning of the period	(106,891)	(41,949)	-	34,288	(114,552)
Net change in fair value– effective portion	174,242	(382,198)	(25,743)	-	(233,699)
Transfer to interim condensed consolidated statement of income (note 9.2(b))	(53,842)	-	-	-	(53,842)
Net movement during the period	<u>120,400</u>	<u>(382,198)</u>	<u>(25,743)</u>	<u>-</u>	<u>(287,541)</u>
Balance at end of the period	<u>13,509</u>	<u>(424,147)</u>	<u>(25,743)</u>	<u>34,288</u>	<u>(402,093)</u>

### 13. TIER 1 SUKUK

During the year 2021, the Bank issued cross border Tier 1 Sukuk (the “Sukuk”) through a Shari’ah compliant arrangement (“the arrangement”) amounting to SR 1.875 billion (denominated in US Dollars). This arrangement was approved by the regulatory authorities and the Board of Directors of the Bank. The applicable profit rate is 3.95% per annum from date of issue up to June 2026 and is subject to reset every 5 years.

In addition to the Tier 1 Sukuk issued above, during June 2023, the Bank has completed the issuance of an SAR-denominated additional Tier 1 sukuk of SR 2 billion (which is part of additional Tier 1 Capital Sukuk Programme of SR 5 billion) by way of a private placement in Saudi Arabia. This arrangement was approved by the regulatory authorities and the Board of Directors of the Bank. The applicable profit rate is 6% per annum from date of issue up to June 2028 and is subject to reset every 5 years.

These Sukuks are perpetual securities in respect of which there is no fixed redemption dates and represents an undivided ownership interest of the Sukuk-holders in the Sukuk assets, with each Sakk constituting an unsecured, conditional and subordinated obligation of the Bank classified under equity. However, the Bank shall have the exclusive right to redeem or call the Sukuks in a specific period of time, subject to the terms and conditions stipulated in the Sukuk agreement.

The applicable profit on the Sukuks is payable semi-annual in arrears on each periodic distribution date, except upon the occurrence of a non-payment event or non-payment election by the Bank, whereby the Bank may at its sole discretion (subject to certain terms and conditions) elect not to make any distributions. Such non-payment event or non-payment election are not considered to be events of default and the amounts not paid thereof shall not be cumulative or compound with any future distributions.

# Bank AlJazira

(A Saudi Joint Stock Company)

## NOTES TO INTERIM CONDENSED CONSOLIDATED FINANCIAL STATEMENTS (UNAUDITED) FOR THE SIX MONTH PERIOD ENDED 30 JUNE 2023 (continued)

### 14. COMMITMENTS AND CONTINGENCIES

a) The Group is subject to legal proceedings in the ordinary course of business. There was no material change in the status of legal proceedings as disclosed at 31 December 2022.

b) The Bank's credit related commitments and contingencies are as follows:

	<b>30 June 2023 (Unaudited) SR'000</b>	31 December 2022 (Audited) SR'000	30 June 2022 (Unaudited) SR'000
Letters of credit	2,721,581	2,819,060	1,307,881
Letters of guarantee	6,720,882	5,196,958	4,851,865
Acceptances	643,287	439,312	577,215
Irrevocable commitments to extend credit	1,127,382	949,976	853,065
<b>Total</b>	<b>11,213,132</b>	<b>9,405,306</b>	<b>7,590,026</b>
Allowance for impairment [b(ii)]	(332,587)	(329,406)	(405,667)
<b>Net exposure</b>	<b>10,880,545</b>	<b>9,075,900</b>	<b>7,184,359</b>

- b) (i) The following table explains changes in gross carrying amount of the credit related commitments and contingencies to help explain their significance to the changes in the credit loss allowance for the same portfolio.

	<b>30 June 2023 (Unaudited)</b>			Total
	12 month ECL	Life time ECL not credit impaired	Lifetime ECL credit impaired	
<b>Gross carrying amount as at 1 January 2023</b>	<b>8,818,321</b>	<b>40,135</b>	<b>546,850</b>	<b>9,405,306</b>
Transfer to 12-month ECL	2,038	(2,038)	-	-
Transfer to lifetime ECL not credit – impaired	(9,891)	9,891	-	-
Transfer to lifetime ECL credit – impaired	-	-	-	-
New financial assets originated	1,480,825	210,482	300	1,691,607
Financial assets derecognised during the period	(913,472)	(2,591)	(14,675)	(930,738)
Other movements	1,077,851	(21,792)	(9,102)	1,046,957
<b>Gross carrying amount as at 30 June 2023</b>	<b>10,455,672</b>	<b>234,087</b>	<b>523,373</b>	<b>11,213,132</b>
	<b>31 December 2022 (Audited)</b>			
	12 month ECL	Life time ECL not credit impaired	Lifetime ECL credit impaired	Total
	(SR'000)			
Gross carrying amount as at 1 January 2022	6,099,882	68,218	570,089	6,738,189
Transfer to 12-month ECL	19,778	(18,220)	(1,558)	-
Transfer to lifetime ECL not credit – impaired	(103,451)	103,451	-	-
Transfer to lifetime ECL credit – impaired	(18,180)	2,085	16,095	-
New financial assets originated	3,770,256	5,813	-	3,776,069
Financial assets derecognised during the period	(351,241)	(36,096)	(32,436)	(419,773)
Other movements	(598,723)	(85,116)	(5,340)	(689,179)
<b>Gross carrying amount as at 31 December 2022</b>	<b>8,818,321</b>	<b>40,135</b>	<b>546,850</b>	<b>9,405,306</b>

# Bank AlJazira

(A Saudi Joint Stock Company)

## NOTES TO INTERIM CONDENSED CONSOLIDATED FINANCIAL STATEMENTS (UNAUDITED) FOR THE SIX MONTH PERIOD ENDED 30 JUNE 2023 (continued)

### 14. COMMITMENTS AND CONTINGENCIES (continued)

	30 June 2022 (Unaudited)			Total
	12 month ECL	Life time ECL not credit impaired	Lifetime ECL credit impaired	
	(SR'000)			
Gross carrying amount as at 1 January 2022	6,099,882	68,218	570,089	6,738,189
Transfer to 12-month ECL	3,027	(1,469)	(1,558)	-
Transfer to lifetime ECL not credit – impaired	-	-	-	-
Transfer to lifetime ECL credit – impaired	(5,751)	(1,253)	7,004	-
New financial assets originated	1,432,389	8,304	402	1,441,095
Financial assets derecognised during the period	(343,848)	(1,362)	(2,044)	(347,254)
Other movements	(254,113)	12,717	(608)	(242,004)
Gross carrying amount as at 30 June 2022	<u>6,931,586</u>	<u>85,155</u>	<u>573,285</u>	<u>7,590,026</u>

Other movements mainly represent changes in exposures for customers where there has been no change in the stage during the period.

- b)(ii) An analysis of changes in allowance for ECL for credit related commitments and contingencies is as follows:

	30 June 2023 (Unaudited)			Total
	12 month ECL	Life time ECL not credit impaired	Lifetime ECL credit impaired	
	(SR'000)			
ECL as at 1 January 2023	21,713	174	307,519	329,406
Transfer to 12-month ECL	6	(6)	-	-
Transfer to lifetime ECL not credit Impaired	(30)	30	-	-
Transfer to lifetime ECL credit impaired	-	-	-	-
Net re-measurement of loss allowance	7,186	21	822	8,029
New financial assets originated	4,629	497	174	5,300
Financial assets that have been derecognized	(3,229)	(2)	(6,917)	(10,148)
ECL as at 30 June 2023	<u>30,275</u>	<u>714</u>	<u>301,598</u>	<u>332,587</u>

# Bank AlJazira

(A Saudi Joint Stock Company)

## NOTES TO INTERIM CONDENSED CONSOLIDATED FINANCIAL STATEMENTS (UNAUDITED) FOR THE SIX MONTH PERIOD ENDED 30 JUNE 2023 (continued)

### 14. COMMITMENTS AND CONTINGENCIES (continued)

	31 December 2022(Audited)			Total
	12 month ECL	Life time ECL not credit impaired	Lifetime ECL credit impaired	
	(SR'000)			
ECL as at 1 January 2022	13,569	8,153	386,368	408,090
Transfer to 12-month ECL	1,290	(511)	(779)	-
Transfer to lifetime ECL not credit – Impaired	(105)	105	-	-
Transfer to lifetime ECL credit impaired	(99)	1,042	(943)	-
Net re-measurement of loss allowance	(1,562)	(1,180)	22,115	19,373
New financial assets originated	9,460	11	-	9,471
Financial assets that have been derecognized	(840)	(7,446)	(22,040)	(30,326)
Write offs / settlements	-	-	(77,202)	(77,202)
ECL as at 31 December 2022	<u>21,713</u>	<u>174</u>	<u>307,519</u>	<u>329,406</u>
	30 June 2022 (Unaudited)			
	12 month ECL	Life time ECL not credit impaired	Lifetime ECL credit impaired	Total
	(SR'000)			
ECL as at 1 January 2022	13,569	8,153	386,368	408,090
Transfer to 12-month ECL	785	(6)	(779)	-
Transfer to lifetime ECL not credit Impaired	-	-	-	-
Transfer to lifetime ECL credit impaired	(35)	(40)	75	-
Net re-measurement of loss allowance	(3,612)	534	(86)	(3,164)
New financial assets originated	3,141	10	201	3,352
Financial assets that have been derecognized	(557)	(45)	(2,009)	(2,611)
ECL as at 30 June 2022	<u>13,291</u>	<u>8,606</u>	<u>383,770</u>	<u>405,667</u>

- c) During 2018, the Bank reached a Settlement Agreement (the “Agreement”) with Zakat, Tax and Customs Authority [ZATCA] to comply with the directives provided by Royal Decree No. (26/M) dated 20 Rabi Al-Awaal 1440 H (28 November 2018) and the Ministerial Resolution No. 1260 dated 5 Rabi Al-Thani 1440 H (12 December 2018), in order to settle outstanding zakat liabilities for the years from 2006 to 2017 against a full and final payment of SR 551 million, payable in 6 instalments over a period of 5 years ending 1 December 2023. The Bank paid the first instalment of SR 110 million in December 2018 and four instalments of SR 88.2 million each during the month of November 2019, November 2020, November 2021 and November 2022 respectively. Under the Agreement, the Bank and ZATCA also agreed to settle zakat for the year 2018 in accordance with the settlement framework provided by the Royal Decree and the Ministerial Resolution. As a result of the Agreement, all zakat related disputes between the Bank and the ZATCA pertaining to the years 2006 to 2017 stand resolved. In addition, Tax related disputes between the Bank and the ZATCA pertaining to years up to 2018 also stand resolved.

# Bank AlJazira

(A Saudi Joint Stock Company)

## NOTES TO INTERIM CONDENSED CONSOLIDATED FINANCIAL STATEMENTS (UNAUDITED) FOR THE SIX MONTH PERIOD ENDED 30 JUNE 2023 (continued)

### 14. COMMITMENTS AND CONTINGENCIES (continued)

During the year 2020, the Bank received VAT assessment for the years 2018 and 2019 with an additional VAT of SR 39.3 million and associated delay fines amounting to SR 63.9 million. The Bank objected to the imposition of additional VAT and associated delay fines with the Tax Violation and Dispute Resolution Committee [TVDRC] as a result of which one of the assessment point was dropped by ZATCA which resulted in a reduction of the overall liability to approximately SR 37 million. The Bank lodged another objection against the decision rendered by TVDRC with the Tax Violation and Dispute Appeal Committee [TVDAC] on the remaining assessment points and awaits for the decision. Subsequently, however, the Bank decided to settle the additional tax of SR 39.3 million “under protest” in order to avail the amnesty so that associated delay fines are waived.

The Bank has filed its zakat and Income Tax returns with the ZATCA and paid zakat and income tax for the years up to and including the year 2022, except for the amounts agreed as a liability under the Agreement which will be paid to ZATCA as and when they fall due.

### 15. CASH AND CASH EQUIVALENTS

Cash and cash equivalents included in the interim condensed consolidated statement of cash flows comprise the following:

	<b>30 June 2023 (Unaudited) SR'000</b>	31 December 2022 (Audited) SR'000	30 June 2022 (Unaudited) SR'000
Cash and balances with SAMA, excluding statutory deposit	1,855,381	1,590,210	7,632,806
Due from banks and other financial institutions with an original maturity of 90 days or less from the date of acquisition	<u>1,684,583</u>	<u>747,610</u>	<u>2,448,102</u>
<b>Total</b>	<b><u>3,539,964</u></b>	<b><u>2,337,820</u></b>	<b><u>10,080,908</u></b>

The reconciliation of cash and cash equivalents to cash and balances with Saudi Central Bank is as follows:

	<b>30 June 2023 (Unaudited) SR'000</b>	31 December 2022 (Audited) SR'000	30 June 2022 (Unaudited) SR'000
Cash and cash equivalents as per statement of cash flows	3,539,964	2,337,820	10,080,908
Statutory deposit	4,704,978	4,653,011	4,543,610
Due from banks and other financial institutions with original maturity of 90 days or less from the date of acquisition	<u>(1,684,583)</u>	<u>(747,610)</u>	<u>(2,448,102)</u>
Cash and balances with SAMA	<b><u>6,560,359</u></b>	<b><u>6,243,221</u></b>	<b><u>12,176,416</u></b>



# Bank AlJazira

(A Saudi Joint Stock Company)

## NOTES TO INTERIM CONDENSED CONSOLIDATED FINANCIAL STATEMENTS (UNAUDITED) FOR THE SIX MONTH PERIOD ENDED 30 JUNE 2023 (continued)

### 15. CASH AND CASH EQUIVALENTS (continued)

15.1 Below is a reconciliation of liabilities arising from financing activities:

30 June 2023 (Unaudited)	Subordinated Sukuk	Dividend Payable	lease liabilities against right of use assets
		(SR' 000)	
<b>Balances as at 1 January 2023</b>	<b>2,002,819</b>	<b>66,730</b>	<b>222,001</b>
<b>Changes from financing cash flows</b>			
Payment of return on Subordinate Sukuk	(73,892)	-	-
Payment of leased liability - principal	-	-	(43,187)
Dividend paid	-	(60)	-
<b>Other changes</b>			
Increase due to additions	-	-	27,467
Payment of leased liability - profit	-	-	(4,601)
Financing cost	73,624	-	4,601
Amortisation of transaction cost	870	-	-
Other adjustments	106	-	-
<b>Balances as at 30 June 2023</b>	<b>2,003,527</b>	<b>66,670</b>	<b>206,281</b>
30 June 2022 (Unaudited)	Subordinated Sukuk	Dividend Payable	lease liabilities against right of use assets
		(SR' 000)	
Balances as at 1 January 2022	1,994,685	43,153	289,865
<b>Changes from financing cash flows</b>			
Payment of return on Subordinate Sukuk	(24,743)	-	-
Payment of leased liability - principal	-	-	(40,888)
Dividend paid	-	(276,154)	-
<b>Other changes</b>			
Increase due to additions	-	-	10,239
Payment of leased liability - profit	-	-	(5,250)
Financing cost	27,653	-	5,250
Amortisation of transaction cost	871	-	-
Other adjustments	(798)	-	-
Cash dividend declared	-	287,000	-
<b>Balances as at 30 June 2022</b>	<b>1,997,668</b>	<b>53,999</b>	<b>259,216</b>

### 16. OPERATING SEGMENTS

The operating segments have been identified on the basis of internal reports about components of the Group that are regularly reviewed by the chief operating decision maker (Chief Executive Officer) in order to allocate resources to the segments and to assess their performance.

All of the Group's operations are based in the Kingdom of Saudi Arabia.

Transactions between the operating segments are on normal commercial terms and conditions. The revenue from external parties reported to the chief operating decision maker is measured in a manner consistent with that in the interim condensed consolidated statement of income. Segment assets and liabilities comprise operating assets and liabilities.

# Bank AlJazira

(A Saudi Joint Stock Company)

## NOTES TO INTERIM CONDENSED CONSOLIDATED FINANCIAL STATEMENTS (UNAUDITED) FOR THE SIX MONTH PERIOD ENDED 30 JUNE 2023 (continued)

### 16. OPERATING SEGMENTS (continued)

There have been no changes to the basis of segmentation or the measurement basis for the segment profit or loss since 31 December 2022.

For management purposes, the Group is organized into following main operating segments:

#### Personal banking

Deposit, credit and investment products for individuals.

#### Corporate banking

Financing, deposits and other credit products for corporate, small to medium sized businesses and institutional customers.

#### Treasury

Treasury includes money market, foreign exchange, trading and treasury services.

#### Brokerage and asset management

Provides shares brokerage services to customers (this segment includes the activities of the Bank's subsidiary AlJazira Capital Company).

#### Others

Others include investment in associate, inter segment income and expense eliminations and gain on sale of other real estate.

The Group's total assets and liabilities at 30 June 2023 and 30 June 2022, its total operating income and expenses, and its net income for the six month periods then ended, by operating segment, are as follows:

(SR'000)	<u>Personal banking</u>	<u>Corporate banking</u>	<u>Treasury</u>	<u>Brokerage and asset managemen t</u>	<u>Others</u>	<u>Total</u>
<b><u>30 June 2023 (Unaudited)</u></b>						
Total assets	36,120,042	37,770,192	47,015,376	3,304,120	234,008	124,443,738
Total liabilities	53,171,812	37,305,492	15,814,523	1,884,155	(81)	108,175,901
<b>Total operating income</b>	<b>810,010</b>	<b>424,763</b>	<b>341,931</b>	<b>158,701</b>	<b>(143,807)</b>	<b>1,591,598</b>
Of which:						
- Net financing and investment income	598,980	342,461	163,652	24,872	(5,813)	1,124,152
- Fees from banking services, net	110,459	59,417	(2)	120,403	(30,547)	259,730
- Net (loss) / gain on FVIS financial instruments	(3,442)	(871)	9,660	(13,347)	1	(7,999)
<b>Total operating expenses</b>	<b>(666,110)</b>	<b>(207,374)</b>	<b>(83,264)</b>	<b>(94,007)</b>	<b>357</b>	<b>(1,050,398)</b>
Of which:						
- Impairment charge for financing and other financial assets, net	(27,667)	(85,450)	941	-	-	(112,176)
- Depreciation and amortization	(70,705)	(9,723)	(8,591)	(3,627)	(1)	(92,647)
Share in net income of an associate	-	-	-	946	5,678	6,624
Net income / (loss) before zakat and income tax	143,900	217,389	258,667	65,640	(137,772)	547,824

# Bank AlJazira

(A Saudi Joint Stock Company)

## NOTES TO INTERIM CONDENSED CONSOLIDATED FINANCIAL STATEMENTS (UNAUDITED) FOR THE SIX MONTH PERIOD ENDED 30 JUNE 2023 (continued)

### 16. OPERATING SEGMENTS (continued)

(SR'000)	<u>Personal banking</u>	<u>Corporate banking</u>	<u>Treasury</u>	<u>Brokerage and asset manageme nt</u>	<u>Others</u>	<u>Total</u>
<b>31 December 2022 (Audited)</b>						
Total assets	35,719,471	33,694,784	43,412,881	2,803,871	217,790	115,848,797
Total liabilities	49,072,703	35,339,718	16,253,828	1,573,588	(81)	102,239,756
<b>30 June 2022 (Unaudited)</b>						
Total assets	34,650,353	29,710,542	47,488,020	2,586,892	213,742	114,649,549
Total liabilities	54,720,088	30,389,894	14,249,575	1,437,841	(148)	100,797,250
<b>Total operating income</b>	972,745	366,153	429,216	146,291	(121,312)	1,793,093
Of which:						
- Net financing and investment income	716,143	318,870	302,507	28,747	(6,291)	1,359,976
- Fees from banking services, net	134,893	21,878	2,272	112,616	(19,119)	252,540
- Net (loss) / gain on FVIS financial instruments	(839)	(212)	(183)	4,000	-	2,766
<b>Total operating expenses</b>	(656,846)	(249,617)	(87,508)	(90,251)	1,696	(1,082,526)
Of which:						
- Impairment charge for financing and other financial assets, net	(5,591)	(126,260)	(1,745)	-	-	(133,596)
- Depreciation and amortization	(73,754)	(9,992)	(8,710)	(4,793)	-	(97,249)
Share in net income of an associate	-	-	-	382	2,295	2,677
Net income / (loss) before zakat and income tax	315,899	116,536	341,708	56,422	(117,321)	713,244

### 17. FAIR VALUES OF FINANCIAL INSTRUMENTS

Fair value is the price that would be received to sell an asset or paid to transfer a liability in an orderly transaction between market participants at the measurement date. The fair value measurement is based on the presumption that the transaction takes place either:

- in the accessible principal market for the asset or liability, or
- in the absence of a principal market, in the most advantages accessible market for the asset or liability.

#### Determination of fair value and fair value hierarchy

The Group uses the following hierarchy for determining and disclosing the fair value of financial instruments:

- Level 1: Quoted (unadjusted) market prices in active markets for identical assets or liabilities
- Level 2: Inputs other than quoted prices included in level 1 that are observable either directly (i.e. as prices) or indirectly (i.e. derived from prices). This category includes instruments valued using: quoted market prices in active markets for similar instruments; quoted prices for identical or similar instruments in markets that are considered less than active or other valuation techniques in which all significant inputs are directly or indirectly observable from market data

# Bank AlJazira

(A Saudi Joint Stock Company)

## NOTES TO INTERIM CONDENSED CONSOLIDATED FINANCIAL STATEMENTS (UNAUDITED) FOR THE SIX MONTH PERIOD ENDED 30 JUNE 2023 (continued)

### 17. FAIR VALUES OF FINANCIAL INSTRUMENTS (continued)

Level 3: Inputs that are unobservable. This category includes all instruments for which the valuation technique include inputs that are not observable and the unobservable inputs have a significant effect on the instrument's valuation. This category includes instruments that are valued based on quoted prices for similar instruments for which significant unobservable adjustments or assumptions are required to reflect differences between the instruments"

For assets and liabilities that are recognised at fair value on a recurring basis, the Group determines whether transfers have occurred between levels in the hierarchy by re-assessing categorization (based on the lowest level input that is significant to the fair value measurement as a whole) at the end of each reporting period.

There were no changes in the Group's valuation processes, valuation techniques, and types of inputs used in the fair value measurements during the period.

a) The following table presents the Group's financial assets and liabilities that are measured at fair values:

	Carrying Value	30 June 2023 (Unaudited) Fair Value (SR'000)			Total
		Level 1	Level 2	Level 3	
<b><u>Financial assets measured at fair value:</u></b>					
FVIS - Mutual funds	1,157,149	-	1,157,149	-	1,157,149
FVIS – Equities	18,754	-	-	18,754	18,754
FVOCI- Equities	170,226	170,226	-	-	170,226
FVOCI – Sukuk – equity	2,112,464	-	2,112,464	-	2,112,464
FVOCI – Sukuk – debt	8,342,503	-	8,342,503	-	8,342,503
Shari'ah compliant derivatives	385,886	-	385,886	-	385,886
<b>Total</b>	<b>12,186,982</b>	<b>170,226</b>	<b>11,998,002</b>	<b>18,754</b>	<b>12,186,982</b>
<b><u>Financial liabilities measured at fair value:</u></b>					
Shari'ah compliant derivatives	218,987	-	218,987	-	218,987
<b><u>31 December 2022 (Audited) Fair Value (SR'000)</u></b>					
	Carrying Value	Level 1	Level 2	Level 3	Total
<b><u>Financial assets measured at fair value:</u></b>					
FVIS - Mutual funds	1,155,641	-	1,155,641	-	1,155,641
FVIS - Equities	5,093	5,093	-	-	5,093
FVOCI- Equities	48,714	48,714	-	-	48,714
FVOCI – Sukuk – equity	2,079,290	-	2,079,290	-	2,079,290
FVOCI – Sukuk – debt	8,065,786	-	8,065,786	-	8,065,786
Shari'ah compliant derivatives	312,642	-	312,642	-	312,642
<b>Total</b>	<b>11,667,166</b>	<b>53,807</b>	<b>11,613,359</b>	<b>-</b>	<b>11,667,166</b>
<b><u>Financial liabilities</u></b>					
Shari'ah compliant derivatives	199,006	-	199,006	-	199,006

# Bank AlJazira

(A Saudi Joint Stock Company)

## NOTES TO INTERIM CONDENSED CONSOLIDATED FINANCIAL STATEMENTS (UNAUDITED) FOR THE SIX MONTH PERIOD ENDED 30 JUNE 2023 (continued)

### 17. FAIR VALUES OF FINANCIAL INSTRUMENTS (continued)

		30 June 2022 (Unaudited)			
	Carrying Value	Level 1	Level 2	Level 3	Total
<b><u>Financial assets measured at fair value:</u></b>					
FVIS - Mutual funds	932,451	-	932,451	-	932,451
FVIS – Equities	-	-	-	-	-
FVOCI – Sukuk – equity	1,385,341	-	1,385,341	-	1,385,341
FVOCI – Sukuk – debt	6,936,719	-	6,936,719	-	6,936,719
Shari’ah compliant derivatives	103,431	-	103,431	-	103,431
<b>Total</b>	<b>9,357,942</b>	<b>-</b>	<b>9,357,942</b>	<b>-</b>	<b>9,357,942</b>
<b><u>Financial liabilities measured at fair value:</u></b>					
Shari’ah compliant derivatives	107,451	-	107,451	-	107,451

Fair value of quoted investments is based on price quoted on the reporting date. Level 2 trading and hedging derivatives comprise foreign exchange, options, profit rate swaps and structured deposits. These foreign exchange contracts have been fair valued using forward exchange rates that are quoted in an active market. Profit rate swaps, wa'ad options and structured deposits are fair valued using forward profit rates extracted from observable yield curves. The effects of discounting are generally insignificant for Level 2 derivatives.

There were no changes in valuation techniques during the period.

There were no transfers between Levels 1 and 2 during the period. New investments acquired during the period / year are classified under the relevant levels. Level 3 includes recent investment in unquoted equities which will be subsequently fair valued considering the available information at the time of valuation.

Investments amounting to SR 5.25 million (31 December 2022: SR 5.24 million and 30 June 2022: SR 4.84 million) are carried at cost and, accordingly, are not fair valued.

# Bank AlJazira

(A Saudi Joint Stock Company)

## NOTES TO INTERIM CONDENSED CONSOLIDATED FINANCIAL STATEMENTS (UNAUDITED) FOR THE SIX MONTH PERIOD ENDED 30 JUNE 2023 (continued)

### 17. FAIR VALUES OF FINANCIAL INSTRUMENTS (continued)

- b) Following table represent fair values of financial assets and liabilities which are carried at amortised cost. There are no financial assets and liabilities where fair value is measurable as level 1 and level 3 fair value.

	30 June 2023 (Unaudited) (SR'000)	
	Amortised cost	Fair value Level 2
<b><u>Financial assets:</u></b>		
Due from banks and other financial institutions, net	3,543,943	3,585,623
Investment held at amortised cost, net	24,533,219	24,217,223
Financing, net	74,941,711	75,053,796
<b>Total</b>	<b>103,018,873</b>	<b>102,856,642</b>
<b><u>Financial liabilities:</u></b>		
Due to banks and other financial institutions	12,096,869	12,578,138
Customers' deposits	92,081,539	92,497,125
Subordinated Sukuk	2,003,527	2,003,527
<b>Total</b>	<b>106,181,935</b>	<b>107,078,790</b>
31 December 2022 (Audited) (SR'000)		
	Amortised cost	Fair value Level 2
<b><u>Financial assets:</u></b>		
Due from banks and other financial institutions	1,688,803	1,692,516
Investment held at amortised cost - net	23,274,293	22,813,597
Financing, net	70,599,009	70,428,515
<b>Total</b>	<b>95,562,105</b>	<b>94,934,628</b>
<b><u>Financial liabilities:</u></b>		
Due to banks and other financial institutions	12,116,687	12,540,077
Customers' deposits	86,022,839	86,240,714
Subordinated Sukuk	2,002,819	2,002,819
<b>Total</b>	<b>100,142,345</b>	<b>100,783,610</b>

# Bank AlJazira

(A Saudi Joint Stock Company)

## NOTES TO INTERIM CONDENSED CONSOLIDATED FINANCIAL STATEMENTS (UNAUDITED) FOR THE SIX MONTH PERIOD ENDED 30 JUNE 2023 (continued)

### 17. FAIR VALUES OF FINANCIAL INSTRUMENTS (continued)

	30 June 2022 (Unaudited) (SR'000)	
	Amortised cost	Fair value Level 2
<b><u>Financial assets:</u></b>		
Due from banks and other financial institutions, net	2,455,830	2,461,067
Investment held at amortised cost, net	22,781,376	22,571,659
Financing, net	65,574,744	66,219,632
<b>Total</b>	<b>90,811,950</b>	<b>91,252,358</b>
<b><u>Financial liabilities:</u></b>		
Due to banks and other financial institutions	9,914,552	10,295,452
Customers' deposits	86,583,652	86,650,470
Subordinated Sukuk	1,997,668	1,997,668
<b>Total</b>	<b>98,495,872</b>	<b>98,943,590</b>

The fair value of the cash and balances with Saudi Central Bank, other assets and other liabilities approximate to their carrying amount. The fair values of level 2 financial instruments are estimated as at 30 June 2023 at the current applicable yield curve taking into account the counterparty risks and applicable market rate.

#### Valuation technique and significant unobservable inputs

The following table shows the valuation techniques used in measuring level 2 and Level 3 fair values at 30 June 2023, 31 December 2022 and 30 June 2023, as well as the significant unobservable inputs used.

# Bank AlJazira

(A Saudi Joint Stock Company)

## NOTES TO INTERIM CONDENSED CONSOLIDATED FINANCIAL STATEMENTS (UNAUDITED) FOR THE SIX MONTH PERIOD ENDED 30 JUNE 2023 (continued)

### 17. FAIR VALUES OF FINANCIAL INSTRUMENTS (continued)

Type	Accounting Classification	Valuation Technique	Significant unobservable Inputs	Inter-relationship between significant unobservable inputs and fair value measurement
Mutual Fund units	FVIS	Fair valued using the NAV reports which reflect the quoted prices of underlying securities	Not applicable	Not applicable
Equities	FVIS	The subsidiary of the Bank has recently invested in unquoted equities which will be subsequently fair valued considering the available information at the time of valuation	Not applicable	Not applicable
Investment held at FVOCI – Sukuks (debt & equity)	FVOCI	Fair valued using the broker quoted prices or estimating present value by discounting cash flows using adjusted discount rate.	Not applicable	Not applicable
Forward exchange contracts (Wa'ad) and Profit rate swaps	FVIS	<b>Forward exchange contracts (Wa'ad):</b> Fair valued using discounted Notional techniques that use observable market data inputs for Foreign Exchange (FX) and yield curves <b>Profit rate swaps:</b> The fair value is determined by discounting the future cash flows using observable market data inputs for yield curves.	Not applicable	Not applicable
Due from banks and other financial institutions, Financing, Due to banks and other financial institutions, Customer Deposits	Amortised Cost	<b>Market Data:</b> Used observable market data inputs for yield curves. <b>Fair value technique:</b> The fair value is determined by discounting the future cash flows. A discounted cash flow is the product of: <ul style="list-style-type: none"> <li>The anticipated nominal magnitude and sign of a cash flow.</li> <li>The accumulated discount over the amount of time remaining until the anticipated time of the cash flow, at a rate of discount.</li> </ul> The fair value is determined only for the Customers' time investments.	Not applicable	Not applicable
Investment held at amortised cost - net	Amortised Cost	Fair valued using the quoted prices, where available or estimating present value by discounting cash flows using adjusted discount rate.	Not applicable	Not applicable



# Bank AlJazira

(A Saudi Joint Stock Company)

## NOTES TO INTERIM CONDENSED CONSOLIDATED FINANCIAL STATEMENTS (UNAUDITED) FOR THE SIX MONTH PERIOD ENDED 30 JUNE 2023 (continued)

### 18. CAPITAL ADEQUACY

The Group's objectives when managing capital are to comply with the capital requirements set by SAMA to safeguard the Group's ability to continue as a going concern and to maintain a strong capital base.

Capital adequacy and the use of regulatory capital are monitored on a periodic basis by the Bank's management. SAMA requires holding the minimum level of the regulatory capital and maintaining a ratio of total eligible capital to the risk-weighted assets at or above the agreed minimum percentage.

The Group monitors the adequacy of its capital using ratios established by SAMA. These ratios measure capital adequacy by comparing the Group's eligible capital with its interim condensed consolidated statement of financial position assets, commitments and notional amount of derivatives at a weighted amount to reflect their relative risk.

SAMA has issued its final guidelines regarding implementation of Basel III (post-crisis regulatory reforms) Framework effective 1 January 2023. The new framework has brought significant amendments in the computation of Pillar I risk weighted assets.

The following table summarizes the Bank's Pillar-I Risk Weighted Assets (RWA), Regulatory Capital and Capital Adequacy Ratios calculated in accordance with the new Basel III Framework (SAMA circular number 44047144) except for prior period figures which are based on Basel III regulations.

	30 June 2023 (Unaudited)	31 December 2022 (Audited)	30 June 2022 (Unaudited)
	<u>SR'000</u>	<u>SR'000</u>	<u>SR'000</u>
Credit Risk RWA	82,936,540	73,503,969	71,054,342
Operational Risk RWA	4,537,448	6,352,124	6,221,262
Market Risk RWA	2,453,068	3,883,308	3,129,933
<b>Total Pillar-I RWA</b>	<b>89,927,056</b>	<b>83,739,401</b>	<b>80,405,537</b>
Common Equity Tier 1 (CET 1) Capital	12,487,345	12,084,910	12,448,967
Additional Tier 1 (AT1) Capital	3,875,000	1,875,000	1,875,000
Tier I Capital	16,362,345	13,959,910	14,323,967
Tier II Capital	2,413,275	2,547,559	2,393,056
<b>Total Tier I and II Capital</b>	<b>18,775,620</b>	<b>16,507,469</b>	<b>16,717,023</b>
Capital Adequacy Ratio (%)			
Common Equity Tier I Ratio	13.89%	14.43%	15.48%
Tier I ratio	18.20%	16.67%	17.81%
Total Tier I and II Capital	20.88%	19.71%	20.79%

# Bank AlJazira

(A Saudi Joint Stock Company)

## NOTES TO INTERIM CONDENSED CONSOLIDATED FINANCIAL STATEMENTS (UNAUDITED) FOR THE SIX MONTH PERIOD ENDED 30 JUNE 2023 (continued)

### 19. IBOR Transition (Profit Rate Benchmark Reforms)

A fundamental review and reform of major profit rate benchmarks are being undertaken globally. The IASB has published, in two phases, amendments to IFRS 9, IAS 39, IFRS 7, IFRS 4 and IFRS 16 in order to address issues that might affect financial reporting after the reform of a profit rate benchmark, including the replacement of an existing London Inter-bank Offer Rate (“LIBOR”) with an alternative Risk-Free Rate (“RFR”).

Management had put in place a robust transition project for those contracts which reference LIBOR and to transition them to the alternate benchmarks as applicable. This transition project considered changes to systems, processes, risk management policies, and models, as well as accounting implications. Further, the Bank has actively approached customers for awareness and led communication and negotiations with affected counterparties. As of June 30, 2023, most of the impacted financial instruments have transitioned to alternate reference rate except for few legacy contracts and transactions which will be repriced after 30 June and will transition to alternate rate at the next repricing date. The Bank has no exposure to any other LIBOR rates.

The following table contains details of all of the financial instruments that the Group holds at June 30, 2023 which reference USD LIBOR and have not yet transitioned to an alternative profit rate benchmark. These contracts are in the process to be transitioned to SOFR.

#### Non-derivative assets and liabilities exposed to USD LIBOR

	Carrying Value/Nominal Amount at June 30, 2023		Of which have yet to transition to an alternative benchmark profit rate as at June 30, 2023	
	Assets	Liabilities	Assets	Liabilities
	<u>SR'000</u>			
<b><u>Measured at amortised cost</u></b>				
Financing	366,585		366,585	
Due to banks and other financial institutions		144,335		144,335

#### Derivative assets and liabilities exposed to USD LIBOR

	Carrying amount (SR ‘000)			Balance sheet line item(s)	Changes in fair value used for calculating hedge ineffectiveness	Notional amount directly impacted by IBOR reform
	Notional	Assets	Liabilities			
Profit rate swaps-Trading	1,624,510	29,483	29,930	-	N/A	1,624,510

# Bank AlJazira

(A Saudi Joint Stock Company)

## NOTES TO INTERIM CONDENSED CONSOLIDATED FINANCIAL STATEMENTS (UNAUDITED) FOR THE SIX MONTH PERIOD ENDED 30 JUNE 2023 (continued)

### 20. COMPARATIVE FIGURES

During the year ended 31 December 2022, pursuant to change in accounting treatment for recognition of processing fee received in connection with the Group's financing portfolio as more fully explained in note 4(a), the financing related fee and directly attributable expenses which were previously booked as fees were reclassified from "Fees from banking services" to "Income from investments and financings".

Further during the current period, for the purpose of better presentation, the derivatives related financing income and financing costs have been presented on a gross basis in line with presentation in the annual financial statements.

The impact of above reclassifications on the comparative information included in interim condensed consolidated statement of income and interim condensed consolidated statement of financial position is disclosed below.

Certain prior period amounts have been reclassified so as to align with the current period presentation. However, there was no impact of such reclassifications on the interim condensed consolidated statement of income and interim condensed consolidated statement of changes in equity.

<b>For the three month period ended 30 June 2022</b>	<b>As originally reported</b>	<b>Impact of fee related adjustments (note 4(a))</b>	<b>Impact of hedging derivatives income gross up SR'000</b>	<b>Amounts reported after restatement</b>
Income from investments and financings	817,141	35,256	23,759	<b>876,156</b>
Return on deposits and financial liabilities	(221,020)	-	(23,759)	<b>(244,779)</b>
Fees from banking services – income	276,746	(44,253)	-	<b>232,493</b>
Fees from banking services – expense	(122,405)	8,997	-	<b>(113,408)</b>
Fees from banking services, net	154,341	(35,256)	-	<b>119,085</b>

<b>For the six month period ended 30 June 2022</b>	<b>As originally reported</b>	<b>Impact of fee related adjustments (note 4(a))</b>	<b>Impact of hedging derivatives income gross up SR'000</b>	<b>Amounts reported after restatement</b>
Income from investments and financings	1,638,589	63,123	43,382	<b>1,745,094</b>
Return on deposits and financial liabilities	(341,736)	-	(43,382)	<b>(385,118)</b>
Fees from banking services – income	557,617	(82,482)	-	<b>475,135</b>
Fees from banking services – expense	(241,954)	19,359	-	<b>(222,595)</b>
Fees from banking services, net	315,663	(63,123)	-	<b>252,540</b>

<b>As at 30 June 2022</b>				
Financing, net	65,635,817	(61,073)	-	<b>65,574,744</b>
Retained earnings	1,323,192	(61,073)	-	<b>1,262,119</b>

### 21. APPROVAL OF INTERIM CONDENSED CONSOLIDATED FINANCIAL STATEMENTS

The interim condensed consolidated financial statements were authorized for issue by the Board of Directors of the Bank on 25 July 2023 (corresponding to 7 Muharram 1445H).